



Club Health Assessment for District 318 A through January 2025

| | | | Status | Membership | | | | | | | Reports | | | | | Finance | | LCIF |
|--|-----------------------|--------------|---|-----------------------------|-------------------|---------------------|----------------|---|----------------------------|--|-------------------------------------|------------------------------------|------------------------|---|--|-----------------|-----------------------------------|------|
| Club Number | Club Name | Charter Date | | Current Member Count | YTD Members Added | YTD Members Dropped | YTD Net Growth | YTD Net Growth% | Member Count 12 Months Ago | Avg. length of service for dropped members | Months Since Last MMR *** | Yrs. Since Last Officer Report | President Rotation | Vice President Reported **** | Months Since Last Activity Report *** | Account Balance | Donations for current Fiscal Year | |
| | | | Number of times on status quo within last two years | If below 15 members appears | | | | If net loss is greater than 20% appears | | | If no report in 3 months appears in | When more than one year appears in | Number of repeat terms | Notes the officers that do not have an active | If no report at 12 months appears in red | | | |
| Clubs less than two years old | | | | | | | | | | | | | | | | | | |
| 177244 | Anchal Angels | 08/29/2024 | Active | 30 | 31 | 1 | 30 | 100.00% | 0 | 0 | 2 | | | N T | 2 | | | |
| 156370 | Aryanad | 10/06/2023 | Active(1) | 25 | 0 | 0 | 0 | 0.00% | 25 | | 6 | | 2 | M,VP,SC | 1 | | | |
| 156942 | Kareelakulangara | 12/26/2023 | Active(1) | 24 | 0 | 5 | -5 | -17.24% | 26 | 1 | 1 | | 2 | R VP,SC | 6 | | | |
| 156932 | Kattakkada | 12/29/2023 | Active | 37 | 0 | 0 | 0 | 0.00% | 35 | | 5 | | 2 | R | 5 | | | |
| 156748 | Palayamkunnu Town | 11/27/2023 | Active | 21 | 3 | 3 | 0 | 0.00% | 20 | 1 | 0 | | | N T,SC | 0 | 90+ Days | | |
| 153990 | Palode | 06/20/2023 | Active | 26 | 0 | 0 | 0 | 0.00% | 26 | | 17 | | 3 | M,VP,SC | 3 | 90+ Days | | |
| 153555 | Quilon Empower | 02/23/2023 | Active | 19 | 0 | 1 | -1 | -5.00% | 25 | 1 | 3 | | | N SC | 6 | 90+ Days | | |
| 175278 | Thirumala Royal | 08/12/2024 | Active | 52 | 79 | 27 | 52 | 100.00% | 0 | 1 | 0 | | | M,VP,SC | 3 | | | |
| 156799 | Trivandrum Daffodils | 12/08/2023 | Active | 27 | 4 | 2 | 2 | 8.00% | 23 | 1 | 0 | | 2 | N | 5 | | | |
| Exc Award (06/30/2024) | | | | | | | | | | | | | | | | | | |
| 154632 | Trivandrum Fort | 06/12/2023 | Active | 31 | 0 | 2 | -2 | -6.06% | 33 | 1 | 4 | | 3 | T,M,VP,SC | 6 | | | |
| Exc Award (06/30/2024) | | | | | | | | | | | | | | | | | | |
| 154096 | Trivandrum Healers | 03/31/2023 | Cancelled(8*) | 0 | 0 | 21 | -21 | -100.00% | 20 | 2 | 1 | | None | P,S,T,M,VP SC | N/A | 90+ Days | | |
| 175495 | Trivandrum Highness | 08/09/2024 | Active | 25 | 25 | 0 | 25 | 100.00% | 0 | | 4 | | | N | 0 | | | |
| 154051 | Trivandrum Icons | 03/30/2023 | Active | 30 | 4 | 0 | 4 | 15.38% | 28 | | 1 | | | N SC | 0 | | | |
| Exc Award (06/30/2024) | | | | | | | | | | | | | | | | | | |
| 174575 | Trivandrum Karamana | 08/09/2024 | Active | 22 | 23 | 1 | 22 | 100.00% | 0 | 0 | 3 | | | N | 2 | | | |
| 156803 | Trivandrum Pegasus | 12/05/2023 | Active | 21 | 0 | 4 | -4 | -16.00% | 20 | 1 | 1 | | 2 | N VP | 2 | | | |
| 156281 | Trivandrum Valiyavila | 10/04/2023 | Active | 27 | 1 | 7 | -6 | -18.18% | 36 | 1 | 1 | | 2 | R | 3 | 90+ Days | | |
| 153612 | Venganoor Elite | 02/01/2023 | Active | 12 | 0 | 5 | -5 | -29.41% | 15 | 3 | 1 | | 3 | R SC | 0 | | | |
| Clubs more than two years old | | | | | | | | | | | | | | | | | | |
| 144130 | Akkulam | 12/22/2020 | Active(1) | 14 | 6 | 4 | 2 | 16.67% | 12 | 4 | 1 | | | M,VP,SC | 1 | | | |
| 41106 | ANCHAL | 03/11/1982 | Active | 50 | 0 | 1 | -1 | -1.96% | 49 | 3 | 5 | | | N | 2 | | | |
| Exc Award (06/30/2016, 06/30/2018, 06/30/2020) | | | | | | | | | | | | | | | | | | |
| 58097 | ANCHAL TOWN | 04/08/1996 | Active | 42 | 1 | 0 | 1 | 2.44% | 42 | | 5 | | | N T,M | 1 | | | |



Club Health Assessment for District 318 A through January 2025

| | | | Status | Membership | | | | | | | Reports | | | | | Finance | | LCIF | | |
|--|-----------|--------------|---|-----------------------------|-------------------|---------------------|----------------|-----------------|---|--|---------------------------|--------------------------------|--------------------|-------------------------------------|---------------------------------------|------------------------|---|--|--|--|
| Club Number | Club Name | Charter Date | | Current Member Count | YTD Members Added | YTD Members Dropped | YTD Net Growth | YTD Net Growth% | Member Count 12 Months Ago | Avg. length of service for dropped members | Months Since Last MMR *** | Yrs. Since Last Officer Report | President Rotation | Vice President Reported **** | Months Since Last Activity Report *** | Account Balance | Donations for current Fiscal Year | | | |
| | | | Number of times on status quo within last two years | If below 15 members appears | | | | | If net loss is greater than 20% appears | | | | | If no report in 3 months appears in | When more than one year appears in | Number of repeat terms | Notes the officers that do not have an active | If no report at 12 months appears in red | | |
| Exc Award (06/30/2016, 06/30/2017, 06/30/2020) 43435 ATTINGAL 01/24/1984 | | | Active | 74 | 2 | 4 | -2 | -2.63% | 76 | 9 | 6 | | | P,T,M,VP,SC | 6 | | | | | |
| Exc Award (06/30/2016, 06/30/2017, 06/30/2020) 120101 Attingal Palace 08/07/2013 | | | Active | 16 | 0 | 4 | -4 | -20.00% | 20 | 5 | 1 | | | N | P,M,VP,SC | 2 | | | | |
| Exc Award (06/30/2017, 06/30/2018, 06/30/2020) 61960 AYUR 05/17/1999 | | | Active | 37 | 6 | 2 | 4 | 12.12% | 37 | 8 | 0 | | 2 | N | P,M | 0 | 90+ Days | | | |
| Exc Award (06/30/2016, 06/30/2017, 06/30/2020) 58841 BALARAMAPURAM 11/06/1996 | | | Active | 33 | 1 | 0 | 1 | 3.13% | 32 | | 5 | | 2 | N | M | 5 | | | | |
| Exc Award (06/30/2017, 06/30/2018, 06/30/2020) 139423 Chadayamangalam Jatayu 08/26/2019 | | | Active | 27 | 1 | 1 | 0 | 0.00% | 26 | 4 | 3 | | | N | M,SC | 0 | | | | |
| Exc Award (06/30/2020, 06/30/2021, 06/30/2022) 149977 Chathannoor 05/23/2022 | | | Cancelled(8*) | 0 | 0 | 5 | -5 | -100.00% | 5 | 3 | 1 | | None | P,S,T,M,VP SC | 24+ | 90+ Days | | | | |
| 124673 Chavara 05/11/2015 | | | Active | 22 | 0 | 2 | -2 | -8.33% | 40 | 4 | 0 | | | | M,VP,SC | 2 | | | | |
| Exc Award (06/30/2016, 06/30/2017, 06/30/2020) 139657 Chavara South 09/05/2019 | | | Cancelled(8*) | 0 | 1 | 25 | -24 | -100.00% | 23 | 4 | 1 | | None | P,S,T,M,VP SC | 2 | 90+ Days | | | | |
| Exc Award (06/30/2020, 06/30/2021) 147322 Chingoli 07/26/2021 | | | Active | 16 | 5 | 7 | -2 | -11.11% | 21 | 2 | 2 | | | N | | 4 | | | | |
| Exc Award (06/30/2024) 63633 CHIRAYINKEEZHU 10/19/2000 | | | Active | 30 | 5 | 0 | 5 | 20.00% | 25 | | 5 | | | N | | 2 | 90+ Days | | | |
| Exc Award (06/30/2018, 06/30/2020, 06/30/2022) 95907 CLAPPANA VALLIKAVU 02/23/2006 | | | Active(1) | 21 | 0 | 0 | 0 | 0.00% | 20 | | 9 | | | R | M,VP | 6 | | | | |
| Exc Award (06/30/2018, 06/30/2019, 06/30/2020) 26694 HARIPAD 01/24/1972 | | | Active(1) | 49 | 0 | 0 | 0 | 0.00% | 50 | | 6 | | 2 | R | M,VP | 1 | | | | |
| Exc Award (06/30/2017, 06/30/2018, 06/30/2020) 62705 HARIPAD TEMPLE TOWN 01/11/2000 | | | Active | 18 | 0 | 0 | 0 | 0.00% | 18 | | 5 | | 2 | R | VP,SC | 6 | | | | |
| Exc Award (06/30/2018, 06/30/2024) 151313 Kallada Town 06/28/2022 | | | Active | 13 | 0 | 0 | 0 | 0.00% | 10 | | 9 | 1 | None | P,S,T,M,VP SC | 6 | | | | | |
| 56735 KALLAMBALAM 03/24/1995 | | | Active | 36 | 0 | 1 | -1 | -2.70% | 37 | 1 | 1 | | | N | M,VP | 0 | | | | |
| Exc Award (06/30/2017, 06/30/2018, 06/30/2020) | | | | | | | | | | | | | | | | | | | | |



Club Health Assessment for District 318 A through January 2025

| | | | Status | Membership | | | | | | | Reports | | | | | Finance | LCIF |
|-------------|--|--------------|---|-----------------------------|-------------------|---------------------|----------------|---|----------------------------|--|-------------------------------------|------------------------------------|------------------------|---|---------------------------------------|-----------------|-----------------------------------|
| Club Number | Club Name | Charter Date | | Current Member Count | YTD Members Added | YTD Members Dropped | YTD Net Growth | YTD Net Growth% | Member Count 12 Months Ago | Avg. length of service for dropped members | Months Since Last MMR *** | Yrs. Since Last Officer Report | President Rotation | Vice President Reported **** | Months Since Last Activity Report *** | Account Balance | Donations for current Fiscal Year |
| | | | Number of times on status quo within last two years | If below 15 members appears | | | | If net loss is greater than 20% appears | | | If no report in 3 months appears in | When more than one year appears in | Number of repeat terms | Notes the officers that do not have an active | If no report at 12 months red | | |
| 135073 | Kallara | 06/18/2018 | Active | 24 | 2 | 0 | 2 | 9.09% | 22 | | 2 | | | N | 5 | | |
| | Exc Award (06/30/2020, 06/30/2021) | | | | | | | | | | | | | | | | |
| 120194 | Karette | 08/21/2013 | Active | 19 | 6 | 1 | 5 | 35.71% | 15 | 0 | 1 | | | M,VP,SC | 0 | 90+ Days | |
| | Exc Award (06/30/2016, 06/30/2017, 06/30/2018) | | | | | | | | | | | | | | | | |
| 120431 | Karunagapally Royal | 09/27/2013 | Active | 22 | 1 | 16 | -15 | -40.54% | 37 | 5 | 1 | | | N | 0 | | |
| | Exc Award (06/30/2017, 06/30/2018, 06/30/2019) | | | | | | | | | | | | | | | | |
| 50679 | KARUNAGAPPALLY | 06/07/1990 | Active(1) | 26 | 0 | 0 | 0 | 0.00% | 22 | | 5 | | | T,M,VP,SC | 6 | | |
| | Exc Award (06/30/2017, 06/30/2018, 06/30/2019) | | | | | | | | | | | | | | | | |
| 144197 | Karunagapally Central | 12/21/2020 | Cancelled(8*) | 0 | 0 | 18 | -18 | -100.00% | 19 | 3 | 6 | | None | P,S,T,M,VP SC | 6 | 90+ Days | |
| | Exc Award (06/30/2024) | | | | | | | | | | | | | | | | |
| 56197 | KATTAKADA TOWN | 10/27/1994 | Active | 19 | 0 | 1 | -1 | -5.00% | 18 | 2 | 5 | | | R | 6 | | |
| | Exc Award (06/30/2016, 06/30/2017, 06/30/2018) | | | | | | | | | | | | | | | | |
| 35114 | KAYAMKULAM | 02/23/1978 | Active | 46 | 0 | 0 | 0 | 0.00% | 44 | | 6 | | | N | 6 | | |
| | Exc Award (06/30/2016, 06/30/2017, 06/30/2018) | | | | | | | | | | | | | | | | |
| 49751 | KAYAMKULAM CENTRAL | 06/19/1989 | Active | 15 | 0 | 0 | 0 | 0.00% | 15 | | 10 | | | N | 4 | | |
| | Exc Award (06/30/2016, 06/30/2017, 06/30/2018) | | | | | | | | | | | | | | | | |
| 98872 | KILIMANOOR PONGANADU | 03/20/2007 | Active | 17 | 0 | 0 | 0 | 0.00% | 18 | | 7 | | | N | 3 | | |
| | Exc Award (06/30/2017, 06/30/2018, 06/30/2019) | | | | | | | | | | | | | | | | |
| 135404 | Kollam City West | 07/03/2018 | Cancelled(8*) | 0 | 0 | 5 | -5 | -100.00% | 5 | 6 | 1 | | None | P,S,T,M,VP SC | 23 | 90+ Days | |
| | Exc Award (06/30/2021) | | | | | | | | | | | | | | | | |
| 51866 | KOLLAM GREATER | 06/25/1991 | Active | 19 | 1 | 0 | 1 | 5.56% | 18 | | 1 | | 2 | M,VP,SC | 6 | | |
| | Exc Award (06/30/2016, 06/30/2017, 06/30/2018) | | | | | | | | | | | | | | | | |
| 104498 | KOLLAM MELVIN JONES SCHOOL | 01/22/2009 | Active | 22 | 1 | 0 | 1 | 4.76% | 21 | | 5 | | | N | 4 | 90+ Days | |
| | Exc Award (06/30/2016, 06/30/2017, 06/30/2018) | | | | | | | | | | | | | | | | |
| 26702 | KOTTARAKARA | 12/03/1969 | Active | 41 | 0 | 1 | -1 | -2.38% | 44 | 12 | 1 | | | VP | 6 | | |
| | Exc Award (06/30/2016, 06/30/2017, 06/30/2018) | | | | | | | | | | | | | | | | |
| 128456 | Kovalam | 08/31/2016 | Active | 21 | 1 | 4 | -3 | -12.50% | 24 | 3 | 2 | | | R | 4 | | \$50.01 |
| | Exc Award (06/30/2018, 06/30/2020) | | | | | | | | | | | | | | | | |
| 145929 | Kovalam Raymond | 04/26/2021 | Active | 20 | 1 | 2 | -1 | -4.76% | 21 | 5 | 1 | | | R | 6 | | |




Club Health Assessment for District 318 A through January 2025

| | | | Status | Membership | | | | | | | Reports | | | | | Finance | | LCIF |
|---|---------------------|--------------|---|-----------------------------|---|---------------------|----------------|-----------------|----------------------------|--|------------------------------------|--------------------------------|---|--|---------------------------------------|-----------------|-----------------------------------|------|
| Club Number | Club Name | Charter Date | | Current Member Count | YTD Members Added | YTD Members Dropped | YTD Net Growth | YTD Net Growth% | Member Count 12 Months Ago | Avg. length of service for dropped members | Months Since Last MMR *** | Yrs. Since Last Officer Report | President Rotation | Vice President Reported **** | Months Since Last Activity Report *** | Account Balance | Donations for current Fiscal Year | |
| | | | Number of times on status quo within last two years | If below 15 members appears | If net loss is greater than 20% appears | | | | | If no report in 3 months appears in | When more than one year appears in | Number of repeat terms | Notes the officers that do not have an active | If no report at 12 months appears in red | | | | |
| Exc Award (06/30/2024) | | | Cancelled(8*) | 0 | 0 | 20 | -20 | -100.00% | 22 | 7 | 1 | | None | P,S,T,M,VP SC | 6 | 90+ Days | | |
| 125589 | Krishnapuram Palace | 08/24/2015 | | | | | | | | | | | | | | | | |
| Exc Award (06/30/2018, 06/30/2019) | | | Active | 19 | 0 | 0 | 0 | 0.00% | 22 | | 7 | | 3 | R | S,T,M,VP | 2 | | |
| 147323 | Kulathupuzha | 07/26/2021 | | | | | | | | | | | | | | | | |
| Exc Award (06/30/2024) | | | Active | 54 | 4 | 0 | 4 | 8.00% | 47 | | 6 | | | N | M | 1 | | |
| 61961 | KUNDARA | 05/17/1999 | | | | | | | | | | | | | | | | |
| Exc Award (06/30/2018, 06/30/2020, 06/30/20 | | | Active | 48 | 6 | 7 | -1 | -2.04% | 48 | 2 | 0 | | | N | | 0 | | |
| 144126 | Kundara Royals | 12/18/2020 | | | | | | | | | | | | | | | | |
| Exc Award (06/30/2021, 06/30/2023, 06/30/20 | | | Active | 26 | 1 | 0 | 1 | 4.00% | 25 | | 3 | | | M,VP,SC | 1 | | | |
| 67259 | KUNNICODE | 02/11/2003 | | | | | | | | | | | | | | | | |
| Exc Award (06/30/2017, 06/30/2018, 06/30/20 | | | Active | 20 | 0 | 0 | 0 | 0.00% | 23 | | 7 | | | N | M,SC | 6 | | |
| 149217 | Kureepally | 12/13/2021 | | | | | | | | | | | | | | | | |
| Exc Award (06/30/2023) | | | Active | 10 | 0 | 11 | -11 | -52.38% | 29 | 2 | 1 | | | N | M,VP,SC | 3 | | |
| 152331 | Malayinkeezhu | 08/31/2022 | | | | | | | | | | | | | | | | |
| Exc Award (06/30/2023) | | | Active | 30 | 0 | 0 | 0 | 0.00% | 33 | | 7 | | | M,VP,SC | 0 | | | |
| 67067 | MANAMBUR | 01/08/2003 | | | | | | | | | | | | | | | | |
| Exc Award (06/30/2017, 06/30/2018, 06/30/20 | | | Active | 13 | 0 | 2 | -2 | -13.33% | 15 | 16 | 1 | | 4 | R | T,M | 6 | | |
| 96550 | MAYYANAD | 03/14/2006 | | | | | | | | | | | | | | | | |
| Exc Award (06/30/2017, 06/30/2021) | | | Active | 36 | 0 | 0 | 0 | 0.00% | 35 | | 6 | | | N | | 0 | \$20.00 | |
| 51320 | MURUKKUMPUZHA | 02/13/1991 | | | | | | | | | | | | | | | | |
| Exc Award (06/30/2017, 06/30/2018, 06/30/20 | | | Active | 19 | 1 | 3 | -2 | -9.52% | 21 | 3 | 3 | | | N | M | 3 | 90+ Days | |
| 134933 | Muthukulam | 06/01/2018 | | | | | | | | | | | | | | | | |
| Exc Award (06/30/2019, 06/30/2020, 06/30/20 | | | Active | 19 | 0 | 2 | -2 | -9.52% | 25 | 15 | 0 | | | N | T,SC | 0 | | |
| 107843 | NAGAROOR | 03/19/2010 | | | | | | | | | | | | | | | | |
| Exc Award (06/30/2017, 06/30/2018, 06/30/20 | | | Active | 33 | 2 | 5 | -3 | -8.33% | 36 | 18 | 4 | | | N | M,SC | 0 | 90+ Days | |
| 26711 | NEDUMANGAD | 07/10/1973 | | | | | | | | | | | | | | | | |
| Exc Award (06/30/2017, 06/30/2018, 06/30/20 | | | Active | 27 | 0 | 1 | -1 | -3.57% | 26 | 16 | 6 | | IP | M,SC | 5 | | \$100.03 | |
| 55037 | NEYYATTINKARA TOWN | 11/09/1993 | | | | | | | | | | | | | | | | |
| Exc Award (06/30/2017, 06/30/2024) | | | Active | 33 | 3 | 8 | -5 | -13.16% | 38 | 3 | 2 | | | N | | 6 | 90+ Days | |
| 51322 | NOORNAD | 02/13/1991 | | | | | | | | | | | | | | | | |




Club Health Assessment for District 318 A through January 2025

|  | | | Status | Membership | | | | | | | Reports | | | | | Finance | | LCIF |
|--|------------------------------|--------------|---|-----------------------------|-------------------|---------------------|----------------|---|----------------------------|--|-------------------------------------|------------------------------------|------------------------|---|--|-----------------|-----------------------------------|------|
| Club Number | Club Name | Charter Date | | Current Member Count | YTD Members Added | YTD Members Dropped | YTD Net Growth | YTD Net Growth% | Member Count 12 Months Ago | Avg. length of service for dropped members | Months Since Last MMR *** | Yrs. Since Last Officer Report | President Rotation | Vice President Reported **** | Months Since Last Activity Report *** | Account Balance | Donations for current Fiscal Year | |
| | | | Number of times on status quo within last two years | If below 15 members appears | | | | If net loss is greater than 20% appears | | | If no report in 3 months appears in | When more than one year appears in | Number of repeat terms | Notes the officers that do not have an active | If no report at 12 months appears in red | | | |
| Exc Award (06/30/2017, 06/30/2018, 06/30/2020) | 50680 OCHIRA | 06/07/1990 | Active | 69 | 0 | 1 | -1 | -1.43% | 70 | 34 | 3 | | | N T | 5 | | | |
| Exc Award (06/30/2016, 06/30/2017, 06/30/2020) | 123299 Ochira Greater | 10/08/2014 | Active | 18 | 0 | 6 | -6 | -25.00% | 24 | 5 | 1 | | | N | 5 | | | |
| Exc Award (06/30/2016, 06/30/2018) | 147324 Odanavattom | 07/26/2021 | Active | 32 | 2 | 0 | 2 | 6.67% | 30 | | 3 | | | N S,T,M,SC | 4 | | | |
| Exc Award (06/30/2024) | 124672 Oyoor | 05/11/2015 | Active | 18 | 0 | 0 | 0 | 0.00% | 18 | | 10 | | | N M,SC | 0 | | | |
| Exc Award (06/30/2016, 06/30/2017, 06/30/2020) | 132092 Oyoor Town | 07/04/2017 | Active | 24 | 2 | 6 | -4 | -14.29% | 28 | 2 | 0 | | | N T,VP,SC | 0 | | | |
| Exc Award (06/30/2018, 06/30/2020, 06/30/2020) | 63947 PARASSALA | 01/30/2001 | Active(1) | 10 | 1 | 0 | 1 | 11.11% | 0 | | 1 | | | M,VP,SC | 3 | | | |
| Exc Award (06/30/2018, 06/30/2019) | 44912 PARAVUR | 04/30/1985 | Active | 27 | 0 | 0 | 0 | 0.00% | 27 | | 10 | | | N T,M,VP | 6 | | | |
| Exc Award (06/30/2018, 06/30/2021, 06/30/2020) | 67126 PARIPPALLY | 01/15/2003 | Active | 48 | 3 | 1 | 2 | 4.35% | 47 | 16 | 2 | | 2 | N P | 5 | | | |
| Exc Award (06/30/2017, 06/30/2018, 06/30/2020) | 136745 Parippally Chavarcode | 10/31/2018 | Active(1) | 25 | 10 | 4 | 6 | 31.58% | 20 | 4 | 3 | | | N S | 1 | 90+ Days | | |
| Exc Award (06/30/2019, 06/30/2020, 06/30/2020) | 56272 PATHANAPURAM TOWN | 11/22/1994 | Active | 17 | 1 | 0 | 1 | 6.25% | 16 | | 5 | | | N M,SC | 2 | | | |
| Exc Award (06/30/2017, 06/30/2018, 06/30/2020) | 123952 Pathiyoor | 01/12/2015 | Active | 14 | 0 | 0 | 0 | 0.00% | 14 | | 3 | | | N | 3 | | | |
| Exc Award (06/30/2016, 06/30/2017, 06/30/2020) | 106348 PERUMGUZHY | 08/24/2009 | Active(1) | 10 | 0 | 8 | -8 | -44.44% | 18 | 6 | 1 | | | M,VP,SC | 6 | | | |
| Exc Award (06/30/2018) | 50402 POOYAPPALLY | 04/05/1990 | Active | 34 | 1 | 0 | 1 | 3.03% | 34 | | 3 | | | N P,M,VP,SC | 2 | 90+ Days | | |
| Exc Award (06/30/2016, 06/30/2018, 06/30/2020) | 150083 Pooyappally Town | 04/04/2022 | Active(1) | 19 | 4 | 0 | 4 | 26.67% | 20 | | 2 | | | N P,M,SC | 6 | | | |
| | 140297 Pothencode | 12/02/2019 | Active | 38 | 4 | 6 | -2 | -5.00% | 45 | 2 | 1 | | | R SC | 6 | | | |



Club Health Assessment for District 318 A through January 2025

|  | | | Status | Membership | | | | | | | Reports | | | | | Finance | | LCIF |
|--|-----------------------------------|--------------|---|-----------------------------|-------------------|---------------------|----------------|-----------------|---|--|---------------------------|-------------------------------------|------------------------------------|------------------------------|---|--|-----------------------------------|------|
| Club Number | Club Name | Charter Date | | Current Member Count | YTD Members Added | YTD Members Dropped | YTD Net Growth | YTD Net Growth% | Member Count 12 Months Ago | Avg. length of service for dropped members | Months Since Last MMR *** | Yrs. Since Last Officer Report | President Rotation | Vice President Reported **** | Months Since Last Activity Report *** | Account Balance | Donations for current Fiscal Year | |
| | | | Number of times on status quo within last two years | If below 15 members appears | | | | | If net loss is greater than 20% appears | | | If no report in 3 months appears in | When more than one year appears in | Number of repeat terms | Notes the officers that do not have an active | If no report at 12 months appears in red | | |
| Exc Award (06/30/2020) | | | | | | | | | | | | | | | | | | |
| 28241 | PUNALUR | 03/27/1974 | Active | 22 | 0 | 0 | 0 | 0.00% | 26 | | 6 | | 2 | M,VP,SC | 6 | | | |
| Exc Award (06/30/2016, 06/30/2019, 06/30/2020) | | | | | | | | | | | | | | | | | | |
| 103434 | PUNALUR GREATER | 09/11/2008 | Active | 38 | 10 | 2 | 8 | 26.67% | 31 | 9 | 1 | | N | T,M | 6 | 90+ Days | | |
| Exc Award (06/30/2016, 06/30/2017, 06/30/2020) | | | | | | | | | | | | | | | | | | |
| 26724 | PUTHOOR | 04/23/1973 | Active(1) | 18 | 0 | 0 | 0 | 0.00% | 18 | | 10 | | | T,M,VP,SC | 6 | | | |
| Exc Award (06/30/2016, 06/30/2017, 06/30/2020) | | | | | | | | | | | | | | | | | | |
| 106295 | PUTHUPALLY | 08/18/2009 | Cancelled(8*) | 0 | 0 | 23 | -23 | -100.00% | 23 | 9 | 1 | | None | P,S,T,M,VP SC | 5 | 90+ Days | | |
| Exc Award (06/30/2018, 06/30/2024) | | | | | | | | | | | | | | | | | | |
| 26725 | QUILON | 10/12/1961 | Active(2) | 50 | 3 | 1 | 2 | 4.17% | 48 | 35 | 6 | | 4 | N VP | 6 | | | |
| Exc Award (06/30/2020, 06/30/2024) | | | | | | | | | | | | | | | | | | |
| 48200 | QUILON CENTRAL | 02/22/1988 | Active | 47 | 1 | 5 | -4 | -7.84% | 51 | 9 | 1 | | N | | 6 | 90+ Days | | |
| Exc Award (06/30/2017, 06/30/2018, 06/30/2020) | | | | | | | | | | | | | | | | | | |
| 151452 | Quilon City | 06/28/2022 | Cancelled(8*) | 0 | 0 | 5 | -5 | -100.00% | 5 | 3 | 1 | | None | P,S,T,M,VP SC | 24+ | 90+ Days | | |
| 37885 | QUILON EAST | 12/07/1979 | Active(1) | 28 | 0 | 3 | -3 | -9.68% | 32 | 9 | 4 | | N | T | 1 | | | |
| Exc Award (06/30/2016, 06/30/2017, 06/30/2020) | | | | | | | | | | | | | | | | | | |
| 144037 | Quilon Roses | 03/26/2021 | Cancelled(8*) | 0 | 0 | 24 | -24 | -100.00% | 23 | 3 | 7 | 1 | None | P,S,T,M,VP SC | 22 | 90+ Days | | |
| Exc Award (06/30/2023) | | | | | | | | | | | | | | | | | | |
| 61767 | SASTHAMCOTTA | 04/02/1999 | Active | 17 | 4 | 6 | -2 | -10.53% | 19 | 12 | 3 | | N | M | 6 | 90+ Days | | |
| 133748 | Sasthamcotta Hill Top | 02/12/2018 | Active | 17 | 0 | 0 | 0 | 0.00% | 17 | | 20 | 1 | None | P,S,T,M,VP SC | 3 | | | |
| 147325 | Sreekaryam | 09/01/2021 | Cancelled(8*) | 0 | 1 | 15 | -14 | -100.00% | 14 | 3 | 4 | | None | P,S,T,M,VP SC | 9 | 90+ Days | | |
| 131991 | Thevalakkara | 07/04/2017 | Active(1) | 23 | 2 | 0 | 2 | 9.52% | 22 | | 2 | | R | | 6 | | | |
| Exc Award (06/30/2019, 06/30/2021) | | | | | | | | | | | | | | | | | | |
| 151900 | Thiruvananthapuram Chenkal | 08/30/2022 | Cancelled(8*) | 0 | 0 | 21 | -21 | -100.00% | 21 | 2 | 1 | 1 | None | P,S,T,M,VP SC | N/A | 90+ Days | | |
| 55222 | THIRUVANANTHAPURAM CITY | 01/13/1994 | Active | 38 | 1 | 1 | 0 | 0.00% | 44 | 1 | 0 | | N | P,T | 0 | | \$93.00 | |
| Exc Award (06/30/2016, 06/30/2017, 06/30/2020) | | | | | | | | | | | | | | | | | | |
| 130315 | Thiruvananthapuram Golden Jubilee | 03/15/2017 | Cancelled(8*) | 0 | 0 | 16 | -16 | -100.00% | 16 | 5 | 1 | | None | P,S,T,M,VP SC | 17 | 90+ Days | | |



Club Health Assessment for District 318 A through January 2025

| | | | Status | Membership | | | | | | | Reports | | | | | Finance | | LCIF |
|-------------|---|--------------|---|-----------------------------|-------------------|---------------------|----------------|---|----------------------------|--|-------------------------------------|------------------------------------|------------------------|---|--|-----------------|-----------------------------------|------|
| Club Number | Club Name | Charter Date | | Current Member Count | YTD Members Added | YTD Members Dropped | YTD Net Growth | YTD Net Growth% | Member Count 12 Months Ago | Avg. length of service for dropped members | Months Since Last MMR *** | Yrs. Since Last Officer Report | President Rotation | Vice President Reported **** | Months Since Last Activity Report *** | Account Balance | Donations for current Fiscal Year | |
| | | | Number of times on status quo within last two years | If below 15 members appears | | | | If net loss is greater than 20% appears | | | If no report in 3 months appears in | When more than one year appears in | Number of repeat terms | Notes the officers that do not have an active | If no report at 12 months appears in red | | | |
| 148320 | Thiruvananthapuram Gowreesapattom Exc Award (06/30/2023, 06/30/2024) | 10/11/2021 | Active | 31 | 2 | 0 | 2 | 6.90% | 28 | | 0 | | | N | 1 | | | |
| 135430 | Thiruvananthapuram South Exc Award (06/30/2019, 06/30/2021) | 07/03/2018 | Active | 27 | 3 | 2 | 1 | 3.85% | 26 | 3 | 1 | | | VP | 6 | 90+ Days | | |
| 84695 | TRIVANDRUM AIRPORT CITY Exc Award (06/30/2016, 06/30/2017, 06/30/2020) | 01/13/2005 | Active | 35 | 1 | 17 | -16 | -31.37% | 65 | 7 | 0 | | | M,VP | 0 | | \$499.97 | |
| 64783 | TRIVANDRUM ANANTHAPURI Exc Award (06/30/2016, 06/30/2018, 06/30/2020) | 11/13/2001 | Active | 68 | 5 | 2 | 3 | 4.62% | 58 | 5 | 1 | | | M,VP,SC | 2 | 90+ Days | | |
| 115122 | TRIVANDRUM CAPITAL Exc Award (06/30/2016, 06/30/2017, 06/30/2020) | 09/19/2011 | Active | 15 | 2 | 7 | -5 | -25.00% | 19 | 7 | 0 | | | N | T,SC | 2 | | |
| 49147 | TRIVANDRUM CENTRAL Exc Award (06/30/2017, 06/30/2018, 06/30/2020) | 01/09/1989 | Active | 33 | 1 | 1 | 0 | 0.00% | 33 | 1 | 1 | | | N | SC | 3 | | |
| 26737 | TRIVANDRUM CITY WEST Exc Award (06/30/2018, 06/30/2020, 06/30/2020) | 01/01/1970 | Active | 24 | 0 | 0 | 0 | 0.00% | 26 | | 6 | | 2 | S,T,M,VP,SC | 6 | | | |
| 52619 | TRIVANDRUM COSMOPOLITAN Exc Award (06/30/2017, 06/30/2018, 06/30/2020) | 03/04/1992 | Active | 37 | 1 | 0 | 1 | 2.78% | 36 | | 3 | | | N | VP | 0 | | |
| 84081 | TRIVANDRUM COTTON HILL Exc Award (06/30/2018) | 09/01/2004 | Active | 24 | 0 | 0 | 0 | 0.00% | 21 | | 8 | | 2 | M,VP,SC | 6 | | | |
| 121658 | Trivandrum Crown Exc Award (06/30/2018, 06/30/2024) | 03/25/2014 | Active | 10 | 1 | 4 | -3 | -23.08% | 13 | 4 | 0 | | | N | M | 6 | | |
| 117123 | TRIVANDRUM CRYSTAL Exc Award (06/30/2016, 06/30/2017, 06/30/2020) | 06/11/2012 | Active | 38 | 0 | 0 | 0 | 0.00% | 46 | | 0 | | | N | | 0 | | |
| 97151 | TRIVANDRUM DIAMONDS Exc Award (06/30/2017, 06/30/2019, 06/30/2020) | 05/18/2006 | Active | 51 | 6 | 0 | 6 | 13.33% | 42 | | 4 | | | N | SC | 6 | | |
| 45970 | TRIVANDRUM EAST Exc Award (06/30/2016, 06/30/2017, 06/30/2020) | 03/10/1986 | Active | 32 | 0 | 2 | -2 | -5.88% | 33 | 5 | 2 | | | R | | 0 | | |
| 89108 | TRIVANDRUM ELITES Exc Award (06/30/2017, 06/30/2018, 06/30/2020) | 08/16/2005 | Active | 50 | 2 | 5 | -3 | -5.66% | 55 | 2 | 0 | | | N | | 5 | | |
| 132107 | Trivandrum Flowers | 07/04/2017 | Active(1) | 10 | 2 | 2 | 0 | 0.00% | 14 | 1 | 3 | | | T,M,VP,SC | 6 | | | |



Club Health Assessment for District 318 A through January 2025

| | | | Status | Membership | | | | | | | Reports | | | | | Finance | | LCIF | |
|--|------------------------|--------------|---|-----------------------------|-------------------|---------------------|----------------|-----------------|---|--|---------------------------|--------------------------------|-------------------------------------|---|---------------------------------------|---|--|------------|--|
| Club Number | Club Name | Charter Date | | Current Member Count | YTD Members Added | YTD Members Dropped | YTD Net Growth | YTD Net Growth% | Member Count 12 Months Ago | Avg. length of service for dropped members | Months Since Last MMR *** | Yrs. Since Last Officer Report | President Rotation | Vice President Reported **** | Months Since Last Activity Report *** | Account Balance | Donations for current Fiscal Year | | |
| | | | Number of times on status quo within last two years | If below 15 members appears | | | | | If net loss is greater than 20% appears | | | | If no report in 3 months appears in | When more than one year repeat appears in | Number of repeat terms | Notes the officers that do not have an active | If no report at 12 months appears in red | | |
| 139663 | Trivandrum Friends | 09/09/2019 | Active | 14 | 2 | 2 | 0 | 0.00% | 14 | 3 | 4 | | | | M,VP,SC | 1 | 90+ Days | | |
| Exc Award (06/30/2021, 06/30/2023) | | | | | | | | | | | | | | | | | | | |
| 142541 | Trivandrum Garden | 08/06/2020 | Active(1) | 14 | 4 | 0 | 4 | 40.00% | 17 | | 6 | | 5 | R | T,M,SC | 6 | | | |
| 93235 | TRIVANDRUM GEMS | 01/03/2006 | Active | 30 | 4 | 0 | 4 | 15.38% | 28 | | 3 | | 2 | N | | 4 | | | |
| Exc Award (06/30/2017, 06/30/2018, 06/30/2020) | | | | | | | | | | | | | | | | | | | |
| 108706 | TRIVANDRUM GINKGO | 06/28/2010 | Active | 24 | 4 | 1 | 3 | 14.29% | 20 | 4 | 5 | | | R | SC | 6 | | | |
| Exc Award (06/30/2016, 06/30/2018, 06/30/2020) | | | | | | | | | | | | | | | | | | | |
| 117844 | TRIVANDRUM GOLDEN CITY | 09/18/2012 | Active | 12 | 0 | 0 | 0 | 0.00% | 13 | | 7 | | | | M,VP,SC | 6 | | | |
| Exc Award (06/30/2017, 06/30/2018, 06/30/2020) | | | | | | | | | | | | | | | | | | | |
| 52179 | TRIVANDRUM GREATER | 11/21/1991 | Active | 20 | 5 | 0 | 5 | 33.33% | 18 | | 6 | | 2 | N | T | 4 | | | |
| Exc Award (06/30/2017, 06/30/2018, 06/30/2020) | | | | | | | | | | | | | | | | | | | |
| 142005 | Trivandrum Greencity | 07/02/2020 | Active | 57 | 7 | 8 | -1 | -1.72% | 58 | 3 | 0 | | | R | | 4 | 90+ Days | \$1,000.30 | |
| Exc Award (06/30/2021, 06/30/2023, 06/30/2020) | | | | | | | | | | | | | | | | | | | |
| 26736 | TRIVANDRUM HOST | 10/13/1961 | Active | 102 | 2 | 1 | 1 | 0.99% | 95 | 1 | 0 | | | R | | 0 | | | |
| Exc Award (06/30/2016, 06/30/2017, 06/30/2020) | | | | | | | | | | | | | | | | | | | |
| 67110 | TRIVANDRUM IMPACT | 01/15/2003 | Active | 56 | 4 | 0 | 4 | 7.69% | 51 | | 1 | | | N | SC | 0 | | | |
| Exc Award (06/30/2016, 06/30/2017, 06/30/2020) | | | | | | | | | | | | | | | | | | | |
| 123507 | Trivandrum Inspire | 10/31/2014 | Cancelled(8*) | 0 | 0 | 14 | -14 | -100.00% | 14 | 11 | 9 | | None | | P,S,T,M,VP SC | 3 | 90+ Days | | |
| Exc Award (06/30/2017, 06/30/2018) | | | | | | | | | | | | | | | | | | | |
| 95909 | TRIVANDRUM KING CITY | 02/23/2006 | Active | 14 | 3 | 2 | 1 | 7.69% | 13 | 2 | 2 | | | R | M | 2 | 90+ Days | | |
| 56083 | TRIVANDRUM KOWDIAR | 09/12/1994 | Active | 30 | 2 | 0 | 2 | 7.14% | 34 | | 3 | | | N | T | 2 | | | |
| Exc Award (06/30/2016, 06/30/2017, 06/30/2020) | | | | | | | | | | | | | | | | | | | |
| 134189 | Trivandrum Majesty | 03/23/2018 | Active(1) | 16 | 4 | 2 | 2 | 14.29% | 20 | 5 | 0 | | | | M,VP,SC | 5 | 90+ Days | | |
| Exc Award (06/30/2019, 06/30/2020, 06/30/2020) | | | | | | | | | | | | | | | | | | | |
| 150498 | Trivandrum Metro City | 04/14/2022 | Cancelled(8*) | 0 | 0 | 8 | -8 | -100.00% | 15 | 4 | 4 | | None | | P,S,T,M,VP SC | 14 | | | |
| 63525 | TRIVANDRUM METROPOLIS | 08/14/2000 | Active | 27 | 0 | 3 | -3 | -10.00% | 29 | 12 | 0 | | | N | M | 5 | | | |
| Exc Award (06/30/2016, 06/30/2017, 06/30/2020) | | | | | | | | | | | | | | | | | | | |
| 60616 | TRIVANDRUM MID TOWN | 04/06/1998 | Active | 18 | 0 | 0 | 0 | 0.00% | 20 | | 9 | | | N | M,VP,SC | 6 | 90+ Days | | |
| Exc Award (06/30/2017, 06/30/2018, 06/30/2020) | | | | | | | | | | | | | | | | | | | |



Club Health Assessment for District 318 A through January 2025

| | | | Status | Membership | | | | | | | Reports | | | | | Finance | | LCIF |
|-------------|---|--------------|---|-----------------------------|-------------------|---------------------|----------------|---|----------------------------|--|-------------------------------------|------------------------------------|------------------------|---|--|-----------------|-----------------------------------|------|
| Club Number | Club Name | Charter Date | | Current Member Count | YTD Members Added | YTD Members Dropped | YTD Net Growth | YTD Net Growth% | Member Count 12 Months Ago | Avg. length of service for dropped members | Months Since Last MMR *** | Yrs. Since Last Officer Report | President Rotation | Vice President Reported **** | Months Since Last Activity Report *** | Account Balance | Donations for current Fiscal Year | |
| | | | Number of times on status quo within last two years | If below 15 members appears | | | | If net loss is greater than 20% appears | | | If no report in 3 months appears in | When more than one year appears in | Number of repeat terms | Notes the officers that do not have an active | If no report at 12 months appears in red | | | |
| 117660 | TRIVANDRUM NATIONAL | 08/16/2012 | Active | 24 | 4 | 1 | 3 | 14.29% | 21 | 7 | 0 | | 2 | N | M,SC | 6 | 90+ Days | |
| | Exc Award (06/30/2017, 06/30/2018, 06/30/20 | | | | | | | | | | | | | | | | | |
| 106421 | TRIVANDRUM NOBLE | 08/31/2009 | Active | 27 | 4 | 6 | -2 | -6.90% | 31 | 12 | 0 | | | N | M,SC | 6 | 90+ Days | |
| | Exc Award (06/30/2016, 06/30/2017, 06/30/20 | | | | | | | | | | | | | | | | | |
| 57402 | TRIVANDRUM NORTH | 10/02/1995 | Active | 19 | 2 | 6 | -4 | -17.39% | 21 | 4 | 1 | | | N | | 6 | | |
| | Exc Award (06/30/2017, 06/30/2018, 06/30/20 | | | | | | | | | | | | | | | | | |
| 95061 | TRIVANDRUM NOVA | 01/17/2006 | Active | 28 | 1 | 2 | -1 | -3.45% | 29 | 6 | 1 | | | | M,VP,SC | 2 | | |
| | Exc Award (06/30/2016, 06/30/2017, 06/30/20 | | | | | | | | | | | | | | | | | |
| 85955 | TRIVANDRUM OASIS | 03/22/2005 | Active | 34 | 4 | 2 | 2 | 6.25% | 35 | 19 | 0 | | | N | | 1 | | |
| | Exc Award (06/30/2016, 06/30/2017, 06/30/20 | | | | | | | | | | | | | | | | | |
| 125538 | Trivandrum Ocean | 08/24/2015 | Active | 21 | 2 | 1 | 1 | 5.00% | 21 | 9 | 1 | | | | M,VP,SC | 5 | | |
| | Exc Award (06/30/2017, 06/30/2018, 06/30/20 | | | | | | | | | | | | | | | | | |
| 61126 | TRIVANDRUM P R S PRIDE | 09/09/1998 | Active | 20 | 0 | 1 | -1 | -4.76% | 21 | 10 | 5 | | | N | VP | 6 | | |
| | Exc Award (06/30/2018, 06/30/2021, 06/30/20 | | | | | | | | | | | | | | | | | |
| 108813 | TRIVANDRUM PEARL | 06/29/2010 | Active | 5 | 0 | 0 | 0 | 0.00% | 5 | | 10 | | 16 | N | S,T,M,VP,SC | 6 | | |
| | Exc Award (06/30/2019) | | | | | | | | | | | | | | | | | |
| 140876 | Trivandrum Peroorkada | 02/12/2020 | Active | 34 | 9 | 6 | 3 | 9.68% | 32 | 2 | 0 | | | N | M,SC | 2 | | |
| | Exc Award (06/30/2021, 06/30/2024) | | | | | | | | | | | | | | | | | |
| 150507 | Trivandrum Peyad | 05/11/2022 | Active | 40 | 3 | 0 | 3 | 8.11% | 40 | | 0 | | | N | | 1 | 90+ Days | |
| | Exc Award (06/30/2023) | | | | | | | | | | | | | | | | | |
| 139318 | Trivandrum Platinum | 07/25/2019 | Active(1) | 29 | 3 | 2 | 1 | 3.57% | 28 | 3 | 3 | | | N | | 0 | | |
| | Exc Award (06/30/2020, 06/30/2024) | | | | | | | | | | | | | | | | | |
| 109836 | TRIVANDRUM POOJAPPURA | 12/09/2010 | Active | 46 | 0 | 0 | 0 | 0.00% | 41 | | 6 | | | N | T,SC | 1 | | |
| | Exc Award (06/30/2016, 06/30/2017, 06/30/20 | | | | | | | | | | | | | | | | | |
| 109065 | TRIVANDRUM RAINBOW | 08/11/2010 | Active | 45 | 2 | 0 | 2 | 4.65% | 46 | | 6 | | | N | | 5 | | |
| | Exc Award (06/30/2017, 06/30/2018, 06/30/20 | | | | | | | | | | | | | | | | | |
| 84713 | TRIVANDRUM RAJADHANI | 01/19/2005 | Active | 47 | 1 | 8 | -7 | -12.96% | 49 | 6 | 3 | | | | M,VP,SC | 0 | | |
| | Exc Award (06/30/2016, 06/30/2017, 06/30/20 | | | | | | | | | | | | | | | | | |
| 132915 | Trivandrum Regency | 10/26/2017 | Active | 45 | 4 | 10 | -6 | -11.76% | 48 | 1 | 1 | | | N | M,SC | 2 | | |



Club Health Assessment for District 318 A through January 2025

| | | | Status | Membership | | | | | | | Reports | | | | | Finance | LCIF |
|--|------------------------------|--------------|---|-----------------------------|-------------------|---------------------|----------------|---|----------------------------|--|-------------------------------------|------------------------------------|------------------------|---|--|-----------------|-----------------------------------|
| Club Number | Club Name | Charter Date | | Current Member Count | YTD Members Added | YTD Members Dropped | YTD Net Growth | YTD Net Growth% | Member Count 12 Months Ago | Avg. length of service for dropped members | Months Since Last MMR *** | Yrs. Since Last Officer Report | President Rotation | Vice President Reported **** | Months Since Last Activity Report *** | Account Balance | Donations for current Fiscal Year |
| | | | Number of times on status quo within last two years | If below 15 members appears | | | | If net loss is greater than 20% appears | | | If no report in 3 months appears in | When more than one year appears in | Number of repeat terms | Notes the officers that do not have an active | If no report at 12 months appears in red | | |
| Exc Award (06/30/2018, 06/30/2019, 06/30/2020) | 61357 TRIVANDRUM ROYAL | 12/15/1998 | Active | 46 | 0 | 4 | -4 | -8.00% | 50 | 2 | 2 | | | N M | 0 | | |
| Exc Award (06/30/2018, 06/30/2021, 06/30/2022) | 88977 TRIVANDRUM RUBY | 07/20/2005 | Status Quo(2) | 12 | 2 | 0 | 2 | 20.00% | 11 | | 5 | | 5 | R P,T,M,SC | 4 | 90+ Days | |
| Exc Award (06/30/2017, 06/30/2018, 06/30/2020) | 142971 Trivandrum Smart City | 09/18/2020 | Active(1) | 23 | 0 | 6 | -6 | -20.69% | 27 | 3 | 0 | | | M,VP,SC | 0 | | |
| Exc Award (06/30/2021, 06/30/2024) | 145842 Trivandrum Soorya | 04/22/2021 | Cancelled(8*) | 0 | 1 | 7 | -6 | -100.00% | 6 | 3 | 6 | | None | P,S,T,M,VP SC VP | 6 | 90+ Days | |
| 84913 TRIVANDRUM SPACE CITY | 02/24/2005 | Active | 16 | 0 | 1 | -1 | -5.88% | 18 | 19 | | 5 | | | | 5 | | |
| Exc Award (06/30/2016, 06/30/2017, 06/30/2020) | 133157 Trivandrum Thirumala | 12/04/2017 | Active | 57 | 6 | 8 | -2 | -3.39% | 60 | 5 | 1 | | | N S,SC | 1 | | |
| Exc Award (06/30/2018, 06/30/2019, 06/30/2020) | 54271 TRIVANDRUM TOWERS | 03/24/1993 | Active | 38 | 0 | 0 | 0 | 0.00% | 48 | | 5 | | | N | 6 | | |
| Exc Award (06/30/2016, 06/30/2018, 06/30/2020) | 138635 Trivandrum Vanchinadu | 06/19/2019 | Active | 20 | 1 | 3 | -2 | -9.09% | 20 | 5 | 1 | | | N T,M,SC | 6 | 90+ Days | |
| Exc Award (06/30/2021) | 143765 Vakkanadu | 12/01/2020 | Active(1) | 15 | 0 | 0 | 0 | 0.00% | 15 | | 9 | | | N | 6 | | |
| 151347 Vakkom Royal | 06/28/2022 | Active | 51 | 35 | 4 | 31 | 155.00% | 19 | 0 | | 1 | | | M,VP,SC | 6 | | |
| 59389 VAKKOM-KADAKKAVOOR | 04/21/1997 | Active(1) | 27 | 7 | 4 | 3 | 12.50% | 14 | 3 | | 0 | | | T,M,VP,SC | 6 | | |
| Exc Award (06/30/2017, 06/30/2018, 06/30/2020) | 106296 VALLIKUNNAM | 08/18/2009 | Active | 22 | 0 | 0 | 0 | 0.00% | 21 | | 10 | | | N T,M | 6 | | |
| Exc Award (06/30/2018, 06/30/2020) | 42031 VARKALA | 11/29/1982 | Active | 59 | 3 | 4 | -1 | -1.67% | 58 | 3 | 3 | | | M,VP,SC | 2 | | |
| Exc Award (06/30/2016, 06/30/2018, 06/30/2020) | 52942 VATTIYOORKAVU | 04/14/1992 | Active | 55 | 0 | 0 | 0 | 0.00% | 55 | | 6 | | 2 | M,VP,SC | 6 | | |
| Exc Award (06/30/2020, 06/30/2021, 06/30/2022) | 126123 Vizhinjam | 12/02/2015 | Active | 46 | 9 | 4 | 5 | 12.20% | 40 | 2 | 1 | | | N | 6 | 90+ Days | |
| Exc Award (06/30/2017, 06/30/2018, 06/30/2020) | | | | | | | | | | | | | | | | | |



Club Health Assessment for District 318 A through January 2025

| | | | Status | Membership | | | | | | Reports | | | | Finance | LCIF | | |
|-------------|-----------|--------------|---|-----------------------------|-------------------|---------------------|----------------|---|----------------------------|--|-------------------------------------|------------------------------------|------------------------|---|---------------------------------------|-----------------|-----------------------------------|
| Club Number | Club Name | Charter Date | | Current Member Count | YTD Members Added | YTD Members Dropped | YTD Net Growth | YTD Net Growth% | Member Count 12 Months Ago | Avg. length of service for dropped members | Months Since Last MMR *** | Yrs. Since Last Officer Report | President Rotation | Vice President Reported **** | Months Since Last Activity Report *** | Account Balance | Donations for current Fiscal Year |
| | | | Number of times on status quo within last two years | If below 15 members appears | | | | If net loss is greater than 20% appears | | | If no report in 3 months appears in | When more than one year appears in | Number of repeat terms | Notes the officers that do not have an active | If no report at 12 months appears in | | |

Clubs Cancelled Previous Fiscal Year – Clubs Cancelled within last 12 months may be reinstated

| Club Number | Club Name | Charter Date | Current Status* | Cancellation Date |
|-------------|-------------------------|--------------|-----------------|-------------------|
| 139408 | Kadakkal | 09/24/2019 | Cancelled(8*) | 12/29/2023 |
| 150500 | Trivandrum Sea Port | 06/28/2022 | Cancelled(8*) | 02/29/2024 |
| 151920 | Trivandrum Shankumugham | 08/30/2022 | Cancelled(8*) | 02/29/2024 |
| 152430 | Trivandrum Temple City | 08/31/2022 | Cancelled(8*) | 08/29/2023 |
| 153184 | Trivandrum Vilappilsala | 12/09/2022 | Cancelled(8*) | 02/29/2024 |
| 124008 | Varkala Town | 01/20/2015 | Cancelled(8*) | 05/29/2024 |
| 152532 | Vellarada | 08/31/2022 | Cancelled(8*) | 12/29/2023 |

| Current Total Clubs Count | YTD New Clubs Count | YTD Cancelled Clubs Count | YTD Net Club Gain | Current Total Members Count | YTD Add | YTD Drop | YTD Net Growth | YTD Net Growth % | Member Count 12 Months Ago | Average Member Count Per Club | % of Clubs with less than 20 members | % No MMR in 3 Months | % No Officer Report in 12 Months | % of Clubs with balance 90+ days | Number of Clubs in Status Quo | % Status Quo Clubs in Financial Suspension | Number of Cancelled Clubs | Average Cancelled Club Age | Members Lost Due to Cancellation | % of Clubs Cancelled for Non-Financial Reasons |
|---------------------------|---------------------|---------------------------|-------------------|-----------------------------|---------|----------|----------------|------------------|----------------------------|-------------------------------|--------------------------------------|----------------------|----------------------------------|----------------------------------|-------------------------------|--|---------------------------|----------------------------|----------------------------------|--|
| 142 | 4 | 15 | -11 | 4,196 | 448 | 569 | -121 | -2.80% | 4,388 | 30 | 29% | 51% | 1% | 20% | 1 | 100% | 15 | 7 | 227 | -47% |

* - P - Priority Club. Cancellation Reasons: 1-Objectives/conduct, 2-Non-active club, 5-Non-existing club, 6-Disbanding, 7-Merger, 8-Financial Suspension, 9-District/Multiple District Dues.

** - Abbreviation: P-President, S-Secretary, T-Treasurer, M-Member Chairperson, VP-First Vice President, MC-Communications Chairperson, SC-Service Chairperson

*** - Abbreviation: N/R - Never reported using the Lions Clubs website, N/A - Not applicable, No password registered for the Lions Clubs website.

**** - Abbreviation: N - New, IP - Immediate Past, R - Repeat.



Club Health Assessment for District 318 B through January 2025

| | | | Status | Membership | | | | | | | Reports | | | | | Finance | | LCIF | | | |
|------------------------------------|------------------------|--------------|---|-----------------------------|-------------------|---------------------|----------------|-----------------|---|--|---------------------------|--------------------------------|--------------------|------------------------------|---------------------------------------|---|-----------------------------------|---|--------------------------------------|-------------|--|
| Club Number | Club Name | Charter Date | | Current Member Count | YTD Members Added | YTD Members Dropped | YTD Net Growth | YTD Net Growth% | Member Count 12 Months Ago | Avg. length of service for dropped members | Months Since Last MMR *** | Yrs. Since Last Officer Report | President Rotation | Vice President Reported **** | Months Since Last Activity Report *** | Account Balance | Donations for current Fiscal Year | | | | |
| | | | Number of times on status quo within last two years | If below 15 members appears | | | | | If net loss is greater than 20% appears | | | | | | If no report in 3 months appears in | When more than one year repeat appears in | Number of repeat terms | Notes the officers that do not have an active red | If no report at 12 months appears in | | |
| Clubs less than two years old | | | | | | | | | | | | | | | | | | | | | |
| 153640 | Changanacherry Gateway | 03/30/2023 | Active | 19 | 0 | 4 | -4 | -17.39% | 25 | 1 | 1 | | | N | 3 | | | | | | |
| 179876 | Chennithala | 12/16/2024 | Newly Chartered | 20 | 20 | 0 | 20 | 100.00% | 0 | | 1 | | | N | M,SC | N/A | | | | | |
| 155890 | Edathua Town | 09/04/2023 | Active(1) | 29 | 0 | 0 | 0 | 0.00% | 29 | | 13 | | | N | M,VP,SC | 4 | | | | \$131.66 | |
| 172323 | Kumbanad | 06/26/2024 | Status Quo(1) | 20 | 0 | 0 | 0 | 0.00% | 0 | | 7 | | None | | P,S,T,M,VP SC | 5 | 90+ Days | | | | |
| 178854 | Kurichithanam Central | 10/07/2024 | Newly Chartered | 31 | 31 | 0 | 31 | 100.00% | 0 | | 1 | | | | T,M,VP,SC | N/A | 90+ Days | | | | |
| 153955 | Meenachil Overseas | 05/29/2023 | Active(1) | 28 | 4 | 0 | 4 | 16.67% | 23 | | 2 | | 3 | R | | 3 | | | | \$10,032.89 | |
| Exc Award (06/30/2024) | | | | | | | | | | | | | | | | | | | | | |
| 155868 | Oonnukal | 09/08/2023 | Active | 29 | 8 | 8 | 0 | 0.00% | 30 | 1 | 1 | | | N | SC | 5 | 90+ Days | | | | |
| 154091 | Paika Central | 04/03/2023 | Active | 43 | 0 | 0 | 0 | 0.00% | 43 | | 11 | | 3 | | M,VP,SC | 5 | | | | | |
| 179836 | Pathanamthitta Town | 12/09/2024 | Newly Chartered | 32 | 32 | 0 | 32 | 100.00% | 0 | | 0 | | | | T,M,VP,SC | N/R | | | | | |
| 179422 | Poonjar | 11/11/2024 | Newly Chartered | 23 | 23 | 0 | 23 | 100.00% | 0 | | 2 | | | | M,VP,SC | N/A | | | | | |
| 156714 | Thiruvalla Impact | 01/22/2024 | Active(1) | 20 | 0 | 0 | 0 | 0.00% | 20 | | 12 | | 2 | N | S,T,M | N/A | | | | | |
| 178851 | Travancore Safari | 10/11/2024 | Newly Chartered | 21 | 21 | 0 | 21 | 100.00% | 0 | | 2 | | | | M,VP,SC | N/A | 90+ Days | | | | |
| Clubs more than two years old | | | | | | | | | | | | | | | | | | | | | |
| 52941 | ADOOR | 04/14/1992 | Active | 51 | 1 | 1 | 0 | 0.00% | 51 | 33 | 0 | | | N | T,SC | 3 | | | | | |
| Exc Award (06/30/2023) | | | | | | | | | | | | | | | | | | | | | |
| 83065 | ADOOR CENTRAL | 06/30/2004 | Active | 46 | 8 | 1 | 7 | 17.95% | 37 | 14 | 1 | | | R | | 1 | 90+ Days | | | \$838.57 | |
| Exc Award (06/30/2024) | | | | | | | | | | | | | | | | | | | | | |
| 108607 | ADOOR EMIRATES | 06/11/2010 | Active | 43 | 3 | 1 | 2 | 4.88% | 45 | 4 | 3 | | | N | | 1 | 90+ Days | | | \$3,123.19 | |
| Exc Award (06/30/2021, 06/30/2023) | | | | | | | | | | | | | | | | | | | | | |
| 152510 | Adoor Gems Overseas | 08/31/2022 | Active | 31 | 1 | 0 | 1 | 3.33% | 31 | | 4 | | | N | M | 1 | | | | \$3,292.69 | |
| Exc Award (06/30/2023) | | | | | | | | | | | | | | | | | | | | | |
| 149444 | Adoor Kings | 01/04/2022 | Active | 28 | 0 | 2 | -2 | -6.67% | 30 | 3 | 2 | | | R | S,M,VP,SC | 5 | | | | | |



Club Health Assessment for District 318 B through January 2025

| | | | Status | Membership | | | | | | | Reports | | | | | Finance | | LCIF |
|-------------|--|--------------|---|-----------------------------|-------------------|---------------------|----------------|---|----------------------------|--|-------------------------------------|------------------------------------|------------------------|---|--|-----------------|-----------------------------------|------|
| Club Number | Club Name | Charter Date | | Current Member Count | YTD Members Added | YTD Members Dropped | YTD Net Growth | YTD Net Growth% | Member Count 12 Months Ago | Avg. length of service for dropped members | Months Since Last MMR *** | Yrs. Since Last Officer Report | President Rotation | Vice President Reported **** | Months Since Last Activity Report *** | Account Balance | Donations for current Fiscal Year | |
| | | | Number of times on status quo within last two years | If below 15 members appears | | | | If net loss is greater than 20% appears | | | If no report in 3 months appears in | When more than one year appears in | Number of repeat terms | Notes the officers that do not have an active | If no report at 12 months appears in red | | | |
| 143526 | Adoor Thirukochi | 11/04/2020 | Active(1) | 36 | 0 | 0 | 0 | 0.00% | 41 | | 5 | | 2 | M,VP,SC | 21 | 90+ Days | \$730.00 | |
| 115615 | ARUVITHURA | 11/28/2011 | Active | 23 | 1 | 0 | 1 | 4.55% | 28 | | 5 | | | N | VP,SC | | 4 | |
| | Exc Award (06/30/2017, 06/30/2018) | | | | | | | | | | | | | | | | | |
| 61343 | ATHIRAMPUZHA | 12/15/1998 | Active | 29 | 2 | 0 | 2 | 7.41% | 27 | | 0 | | | R | P,VP | | 17 | |
| | Exc Award (06/30/2018) | | | | | | | | | | | | | | | | | |
| 65312 | ATHIRAMPUZHA | 05/02/2002 | Active | 25 | 0 | 0 | 0 | 0.00% | 27 | | 9 | | | N | P,T,VP,SC | 17 | | |
| | PRIYADARSINI HILL | | | | | | | | | | | | | | | | | |
| | Exc Award (06/30/2018) | | | | | | | | | | | | | | | | | |
| 65061 | AYARKUNNAM | 03/06/2002 | Active | 47 | 0 | 2 | -2 | -4.08% | 49 | 14 | 1 | | | N | P,VP | 2 | \$59.78 | |
| | Exc Award (06/30/2018, 06/30/2024) | | | | | | | | | | | | | | | | | |
| 77429 | BHARANANGANAM | 09/24/2003 | Active | 17 | 0 | 1 | -1 | -5.56% | 20 | 12 | 3 | | | N | M,VP,SC | 4 | \$838.57 | |
| | Exc Award (06/30/2018) | | | | | | | | | | | | | | | | | |
| 26688 | CHANGANACHERRY | 10/10/1970 | Active | 151 | 0 | 3 | -3 | -1.95% | 150 | 6 | 1 | | | N | S,M,SC | 2 | \$4,159.42 | |
| | Exc Award (06/30/2018, 06/30/2023, 06/30/2024) | | | | | | | | | | | | | | | | | |
| 110716 | CHANGANACHERRY ROYAL | 04/04/2011 | Active | 24 | 0 | 0 | 0 | 0.00% | 26 | | 5 | | | R | SC | 5 | | |
| | Exc Award (06/30/2018) | | | | | | | | | | | | | | | | | |
| 150800 | Chemmalamattam Central | 05/17/2022 | Active | 12 | 0 | 0 | 0 | 0.00% | 16 | | 7 | | | N | M,SC | 14 | | |
| 52090 | CHENGANNOOR | 10/16/1991 | Active | 40 | 10 | 2 | 8 | 25.00% | 35 | 12 | 4 | | | N | P,M,VP | 6 | \$89.70 | |
| 121335 | Chengannur Royal | 02/07/2014 | Cancelled(8*) | 0 | 0 | 11 | -11 | -100.00% | 12 | 6 | 3 | | None | | P,S,T,M,VP SC | 18 | 90+ Days | |
| | Exc Award (06/30/2018) | | | | | | | | | | | | | | | | | |
| 41266 | CHINGAVANAM | 04/22/1982 | Active | 45 | 2 | 0 | 2 | 4.65% | 39 | | 0 | | | IP | VP | 5 | | |
| | Exc Award (06/30/2024) | | | | | | | | | | | | | | | | | |
| 78786 | CHITTAR | 04/12/2004 | Active | 8 | 2 | 2 | 0 | 0.00% | 12 | 14 | 4 | | None | | P,M,VP,SC | 5 | | |
| | Exc Award (06/30/2017) | | | | | | | | | | | | | | | | | |
| 37884 | EDATHUA | 12/28/1979 | Active | 41 | 5 | 3 | 2 | 5.13% | 39 | 16 | 1 | | | N | P,T,SC | 5 | | |
| | Exc Award (06/30/2017) | | | | | | | | | | | | | | | | | |
| 78109 | EDATHUA ELITES | 01/22/2004 | Active | 26 | 1 | 0 | 1 | 4.00% | 31 | | 2 | | 2 | R | T,VP | 4 | 90+ Days | |
| | Exc Award (06/30/2018) | | | | | | | | | | | | | | | | | |
| 42731 | ERATTUPETTA | 05/26/1983 | Active | 77 | 0 | 0 | 0 | 0.00% | 77 | | 4 | | | N | T,M,SC | 5 | \$838.57 | |



Club Health Assessment for District 318 B through January 2025

| | | | Status | Membership | | | | | | | Reports | | | | | Finance | | LCIF |
|-------------|--|--------------|---|-----------------------------|-------------------|---------------------|----------------|---|----------------------------|--|-------------------------------------|------------------------------------|------------------------|---|---------------------------------------|-----------------|-----------------------------------|------|
| Club Number | Club Name | Charter Date | | Current Member Count | YTD Members Added | YTD Members Dropped | YTD Net Growth | YTD Net Growth% | Member Count 12 Months Ago | Avg. length of service for dropped members | Months Since Last MMR *** | Yrs. Since Last Officer Report | President Rotation | Vice President Reported **** | Months Since Last Activity Report *** | Account Balance | Donations for current Fiscal Year | |
| | | | Number of times on status quo within last two years | If below 15 members appears | | | | If net loss is greater than 20% appears | | | If no report in 3 months appears in | When more than one year appears in | Number of repeat terms | Notes the officers that do not have an active | If no report at 12 months red | | | |
| 67002 | ERATTUPETTA CENTRAL | 12/30/2002 | Active | 32 | 0 | 1 | -1 | -3.03% | 33 | 22 | 1 | | | N | M,SC | 5 | | |
| 51770 | ETTUMANOOR | 06/03/1991 | Active | 29 | 0 | 0 | 0 | 0.00% | 29 | | 11 | | | N | P,M | 6 | | |
| 131994 | Ettumanoor Centennial | 07/04/2017 | Active | 21 | 0 | 0 | 0 | 0.00% | 42 | | 7 | | 2 | | S,M,VP,SC | 4 | | |
| 99140 | ETTUMANOOR CENTRAL | 04/17/2007 | Active(1) | 8 | 1 | 6 | -5 | -38.46% | 16 | 14 | 1 | | | R | VP | 4 | | |
| | Exc Award (06/30/2017) | | | | | | | | | | | | | | | | | |
| 136125 | Ettumanoor Town | 08/14/2018 | Active(1) | 15 | 0 | 0 | 0 | 0.00% | 15 | | 14 | 1 | None | | P,S,T,M,VP SC | 5 | | |
| 103709 | KADAMPANADU | 09/23/2008 | Active(1) | 17 | 0 | 0 | 0 | 0.00% | 20 | | 8 | | | | S,M,VP,SC | 5 | | |
| | Exc Award (06/30/2017, 06/30/2018) | | | | | | | | | | | | | | | | | |
| 134419 | Kadaplamattom | 05/07/2018 | Active(1) | 24 | 0 | 6 | -6 | -20.00% | 31 | 6 | 1 | | 3 | R | VP,SC | 3 | | |
| 152512 | Kadapra | 08/31/2022 | Active | 20 | 0 | 1 | -1 | -4.76% | 33 | 2 | 4 | | | N | | 5 | | |
| 61918 | KADUTHURUTHY | 05/10/1999 | Active | 36 | 0 | 0 | 0 | 0.00% | 36 | | 14 | 1 | None | | P,S,T,M,VP SC | 3 | | |
| | Exc Award (06/30/2018) | | | | | | | | | | | | | | | | | |
| 62050 | KAIPATTOOR | 06/07/1999 | Active | 46 | 4 | 2 | 2 | 4.55% | 43 | 3 | 0 | | | R | T,M,SC | 5 | | |
| | Exc Award (06/30/2017, 06/30/2018, 06/30/2020) | | | | | | | | | | | | | | | | | |
| 118509 | KANAKKARY | 12/26/2012 | Active | 11 | 1 | 0 | 1 | 10.00% | 10 | | 5 | | | R | P,T,M | 5 | | |
| | Exc Award (06/30/2018) | | | | | | | | | | | | | | | | | |
| 62080 | KANJIRAPPALLY | 06/10/1999 | Active | 33 | 0 | 0 | 0 | 0.00% | 31 | | 4 | | | R | M,VP,SC | 4 | \$838.57 | |
| 61013 | KARUKACHAL | 06/30/1998 | Active | 27 | 0 | 2 | -2 | -6.90% | 30 | 19 | 3 | | | IP | M,VP | 5 | | |
| 112126 | KATTACHIRA | 08/29/2011 | Active | 14 | 1 | 3 | -2 | -12.50% | 17 | 10 | 0 | | 2 | N | T,VP,SC | 5 | | |
| | Exc Award (06/30/2017) | | | | | | | | | | | | | | | | | |
| 51425 | KATTANAM | 03/13/1991 | Active(1) | 21 | 4 | 1 | 3 | 16.67% | 17 | 2 | 1 | | | N | SC | 5 | \$5.00 | |
| | Exc Award (06/30/2018) | | | | | | | | | | | | | | | | | |
| 66752 | KIDANGOOR | 10/31/2002 | Active | 33 | 0 | 0 | 0 | 0.00% | 36 | | 7 | | | N | S,VP,SC | 6 | | |
| | Exc Award (06/30/2018) | | | | | | | | | | | | | | | | | |
| 65317 | KOLLAPPALLY | 05/02/2002 | Active | 52 | 5 | 0 | 5 | 10.64% | 50 | | 4 | | | N | | 0 | 90+ Days | |
| | Exc Award (06/30/2017, 06/30/2018, 06/30/2020) | | | | | | | | | | | | | | | | | |
| 52913 | KONNI | 04/14/1992 | Active | 10 | 0 | 0 | 0 | 0.00% | 10 | | 5 | | 2 | | T,M,VP,SC | 5 | | |
| | Exc Award (06/30/2017) | | | | | | | | | | | | | | | | | |



Club Health Assessment for District 318 B through January 2025

| | | | Status | Membership | | | | | | | Reports | | | | | Finance | LCIF | |
|--|----------------------|--------------|---|-----------------------------|-------------------|---------------------|----------------|---|----------------------------|--|-------------------------------------|------------------------------------|------------------------|---|--|-----------------|-----------------------------------|----------|
| Club Number | Club Name | Charter Date | | Current Member Count | YTD Members Added | YTD Members Dropped | YTD Net Growth | YTD Net Growth% | Member Count 12 Months Ago | Avg. length of service for dropped members | Months Since Last MMR *** | Yrs. Since Last Officer Report | President Rotation | Vice President Reported **** | Months Since Last Activity Report *** | Account Balance | Donations for current Fiscal Year | |
| | | | Number of times on status quo within last two years | If below 15 members appears | | | | If net loss is greater than 20% appears | | | If no report in 3 months appears in | When more than one year appears in | Number of repeat terms | Notes the officers that do not have an active | If no report at 12 months appears in red | | | |
| 97511 | KOTHANALLOOR | 06/30/2006 | Active | 32 | 1 | 5 | -4 | -11.11% | 37 | 6 | 0 | | 2 | T,M,VP,SC | 1 | 90+ Days | \$5,074.75 | |
| Exc Award (06/30/2018, 06/30/2021, 06/30/2023) | | | | | | | | | | | | | | | | | | |
| 26701 | KOTTAYAM | 12/23/1961 | Active | 28 | 1 | 0 | 1 | 3.70% | 27 | 4 | | | N | M | 5 | | | |
| 131992 | Kottayam Centennial | 07/04/2017 | Active(1) | 10 | 0 | 0 | 0 | 0.00% | 10 | 18 | | | N | T,M,VP,SC | 6 | | | |
| Exc Award (06/30/2018) | | | | | | | | | | | | | | | | | | |
| 108638 | KOTTAYAM CENTRAL | 06/15/2010 | Active | 36 | 10 | 2 | 8 | 28.57% | 27 | 0 | 0 | | N | S | 5 | | | |
| Exc Award (06/30/2018, 06/30/2021) | | | | | | | | | | | | | | | | | | |
| 58489 | KOTTAYAM ELITES | 06/19/1996 | Active | 28 | 0 | 3 | -3 | -9.68% | 29 | 11 | 0 | | N | T,M,VP,SC | 5 | | | |
| Exc Award (06/30/2018) | | | | | | | | | | | | | | | | | | |
| 119019 | KOTTAYAM EMIRATES | 03/25/2013 | Active | 29 | 4 | 0 | 4 | 16.00% | 27 | 3 | | | N | | 1 | | | 90+ Days |
| Exc Award (06/30/2021, 06/30/2023) | | | | | | | | | | | | | | | | | | |
| 39106 | KOTTAYAM GANDHINAGAR | 11/28/1980 | Active | 31 | 1 | 1 | 0 | 0.00% | 31 | 18 | 4 | | N | P,M | 6 | | \$92.69 | |
| Exc Award (06/30/2018) | | | | | | | | | | | | | | | | | | |
| 58341 | KOTTAYAM LAKE CITY | 05/23/1996 | Active(1) | 17 | 0 | 0 | 0 | 0.00% | 23 | 7 | | | R | P,M,VP | 5 | | | |
| Exc Award (06/30/2018) | | | | | | | | | | | | | | | | | | |
| 59139 | KOTTAYAM MID TOWN | 02/19/1997 | Active(1) | 18 | 1 | 2 | -1 | -5.26% | 25 | 12 | 1 | | | P,M,VP,SC | 5 | | | |
| 45851 | KOZHENCHERRY | 02/25/1986 | Active(1) | 11 | 0 | 2 | -2 | -15.38% | 13 | 12 | 0 | | | M,VP,SC | 4 | | | |
| 104745 | KOZHUVANAL | 02/13/2009 | Active(2) | 22 | 1 | 0 | 1 | 4.76% | 21 | 2 | | | N | M,VP | 5 | | | |
| Exc Award (06/30/2018) | | | | | | | | | | | | | | | | | | |
| 77437 | KULANADA | 09/24/2003 | Active(1) | 17 | 0 | 1 | -1 | -5.56% | 11 | 0 | 2 | | N | | 17 | | | |
| Exc Award (06/30/2018) | | | | | | | | | | | | | | | | | | |
| 67696 | KUMARAKOM | 04/07/2003 | Active | 23 | 1 | 0 | 1 | 4.55% | 23 | 2 | | | N | SC | 5 | | \$838.57 | |
| Exc Award (06/30/2023) | | | | | | | | | | | | | | | | | | |
| 108405 | KUMARANALLOOR | 05/21/2010 | Active(2) | 15 | 0 | 0 | 0 | 0.00% | 15 | 5 | | | 2 | T,M,VP,SC | 5 | | \$838.57 | |
| Exc Award (06/30/2018) | | | | | | | | | | | | | | | | | | |
| 67531 | KUNNAMTHANAM | 03/20/2003 | Active | 23 | 2 | 9 | -7 | -23.33% | 30 | 11 | 0 | | N | M,SC | 5 | | | |
| 87798 | KUNNAMTHANAM PASSION | 04/14/2005 | Active | 12 | 0 | 0 | 0 | 0.00% | 12 | 2 | | | 9 | R | M,SC | 5 | | |
| 117523 | KURUMULLOOR | 08/06/2012 | Active | 54 | 3 | 3 | 0 | 0.00% | 53 | 12 | 0 | | N | | 5 | | | |



Club Health Assessment for District 318 B through January 2025

| | | | Status | Membership | | | | | | | Reports | | | | | Finance | | LCIF |
|--|---------------------|--------------|---|-----------------------------|-------------------|---------------------|----------------|---|----------------------------|--|-------------------------------------|------------------------------------|------------------------|---|---------------------------------------|-----------------|-----------------------------------|------|
| Club Number | Club Name | Charter Date | | Current Member Count | YTD Members Added | YTD Members Dropped | YTD Net Growth | YTD Net Growth% | Member Count 12 Months Ago | Avg. length of service for dropped members | Months Since Last MMR *** | Yrs. Since Last Officer Report | President Rotation | Vice President Reported **** | Months Since Last Activity Report *** | Account Balance | Donations for current Fiscal Year | |
| | | | Number of times on status quo within last two years | If below 15 members appears | | | | If net loss is greater than 20% appears | | | If no report in 3 months appears in | When more than one year appears in | Number of repeat terms | Notes the officers that do not have an active | If no report at 12 months red | | | |
| 98774 | KUTTANADU | 03/15/2007 | Active | 20 | 0 | 0 | 0 | 0.00% | 20 | | 20 | | 4 | P,S,T,M,VP SC | 5 | | | |
| 118411 | KUTTANADU OVERSEAS | 12/06/2012 | Active | 23 | 4 | 2 | 2 | 9.52% | 21 | 2 | 3 | | | P,M,VP,SC | 3 | 90+ Days | \$4,062.79 | |
| Exc Award (06/30/2023) | | | | | | | | | | | | | | | | | | |
| 144289 | Mammood | 12/23/2020 | Active(2) | 18 | 0 | 2 | -2 | -10.00% | 20 | 4 | 1 | | 2 | N SC | 6 | | | |
| 62155 | MANARCADU | 06/22/1999 | Active | 33 | 0 | 0 | 0 | 0.00% | 33 | | 7 | | 3 | N M | 13 | | \$98.67 | |
| 43954 | MANIMALA | 05/03/1984 | Active | 18 | 0 | 1 | -1 | -5.26% | 19 | 37 | 0 | | | R P,T,VP,SC | 6 | | | |
| 68553 | MANIMALA CENTRAL | 04/15/2003 | Active | 20 | 0 | 0 | 0 | 0.00% | 20 | | 9 | | | N S,T,SC | 6 | | | |
| Exc Award (06/30/2017) | | | | | | | | | | | | | | | | | | |
| 147890 | Manjoor | 08/23/2021 | Active(1) | 18 | 0 | 2 | -2 | -10.00% | 20 | 3 | 2 | | 2 | N VP | 5 | | | |
| 132004 | Mannanam | 07/04/2017 | Active | 25 | 5 | 3 | 2 | 8.70% | 23 | 4 | 0 | | | N T,SC | 6 | | | |
| Exc Award (06/30/2018) | | | | | | | | | | | | | | | | | | |
| 36779 | MANNAR | 03/05/1979 | Active | 29 | 2 | 6 | -4 | -12.12% | 33 | 5 | 1 | | | N | 3 | | \$1,377.65 | |
| Exc Award (06/30/2017, 06/30/2023, 06/30/20) | | | | | | | | | | | | | | | | | | |
| 99800 | MANNAR ROYAL | 06/28/2007 | Active | 42 | 2 | 0 | 2 | 5.00% | 41 | | 0 | | | N | 1 | 90+ Days | \$116.61 | |
| Exc Award (06/30/2017, 06/30/2018, 06/30/20) | | | | | | | | | | | | | | | | | | |
| 62156 | MARANGATTUPALLY | 06/22/1999 | Active | 41 | 0 | 0 | 0 | 0.00% | 50 | | 6 | | | R VP | 4 | | | |
| Exc Award (06/30/2017, 06/30/2018) | | | | | | | | | | | | | | | | | | |
| 26709 | MAVELIKARA | 02/09/1964 | Active | 40 | 3 | 1 | 2 | 5.26% | 40 | 28 | 0 | | | R | 3 | 90+ Days | \$8,474.48 | |
| Exc Award (06/30/2024) | | | | | | | | | | | | | | | | | | |
| 52386 | MAVELIKKARA GREATER | 01/02/1992 | Active | 34 | 1 | 1 | 0 | 0.00% | 34 | 2 | 3 | | 3 | N | 6 | 90+ Days | | |
| Exc Award (06/30/2017) | | | | | | | | | | | | | | | | | | |
| 106707 | MONIPPALLY | 10/02/2009 | Active | 18 | 0 | 0 | 0 | 0.00% | 18 | | 4 | | | R M,SC | 5 | | | |
| Exc Award (06/30/2018) | | | | | | | | | | | | | | | | | | |
| 118778 | MUNDAKAYAM | 02/13/2013 | Active | 17 | 0 | 2 | -2 | -10.53% | 19 | 9 | 1 | | None | R P,SC | 17 | | | |
| Exc Award (06/30/2018) | | | | | | | | | | | | | | | | | | |
| 149353 | Nedumkunnam | 12/22/2021 | Active(2) | 17 | 0 | 4 | -4 | -19.05% | 21 | 2 | 2 | | | N M | 4 | | | |
| 117886 | NEDUMPROM | 09/25/2012 | Active | 24 | 2 | 0 | 2 | 9.09% | 22 | | 3 | | | N VP | 2 | | \$371.44 | |
| 108445 | NEENDOOR | 05/25/2010 | Active | 27 | 0 | 0 | 0 | 0.00% | 26 | | 7 | | | N P,S,T,SC | 6 | | \$149.66 | |



Club Health Assessment for District 318 B through January 2025

| | | | Status | Membership | | | | | | | Reports | | | | | Finance | LCIF | |
|--|-------------------------|--------------|---|-----------------------------|-------------------|---------------------|----------------|-----------------|---|--|---------------------------|-------------------------------------|------------------------------------|------------------------------|---|--|-----------------------------------|------------|
| Club Number | Club Name | Charter Date | | Current Member Count | YTD Members Added | YTD Members Dropped | YTD Net Growth | YTD Net Growth% | Member Count 12 Months Ago | Avg. length of service for dropped members | Months Since Last MMR *** | Yrs. Since Last Officer Report | President Rotation | Vice President Reported **** | Months Since Last Activity Report *** | Account Balance | Donations for current Fiscal Year | |
| | | | Number of times on status quo within last two years | If below 15 members appears | | | | | If net loss is greater than 20% appears | | | If no report in 3 months appears in | When more than one year appears in | Number of repeat terms | Notes the officers that do not have an active | If no report at 12 months appears in red | | |
| Exc Award (06/30/2018) | | | | | | | | | | | | | | | | | | |
| 62785 | PAIKA | 02/09/2000 | Active(1) | 22 | 2 | 1 | 1 | 4.76% | 21 | 13 | 4 | | 2 | N | P,M,VP | 6 | | |
| 78001 | PAIKA IMPACT | 12/29/2003 | Active | 20 | 0 | 0 | 0 | 0.00% | 20 | | 0 | | 2 | R | P,T,M,SC | 4 | | |
| Exc Award (06/30/2018) | | | | | | | | | | | | | | | | | | |
| 68559 | PALA CENTRAL | 04/15/2003 | Active | 35 | 0 | 2 | -2 | -5.41% | 37 | 13 | 4 | | | N | | 17 | | |
| 108529 | PALA METRO | 06/02/2010 | Active | 33 | 0 | 1 | -1 | -2.94% | 34 | 11 | 1 | | | R | VP | 5 | | |
| Exc Award (06/30/2018) | | | | | | | | | | | | | | | | | | |
| 61252 | PALA SPICE VALLEY | 11/16/1998 | Active | 86 | 0 | 0 | 0 | 0.00% | 86 | | 3 | | 2 | | M,VP,SC | 4 | | |
| Exc Award (06/30/2017, 06/30/2018) | | | | | | | | | | | | | | | | | | |
| 125937 | Pala Town | 10/07/2015 | Active | 22 | 3 | 1 | 2 | 10.00% | 14 | 1 | 3 | | | R | T,SC | 5 | 90+ Days | \$838.57 |
| Exc Award (06/30/2018) | | | | | | | | | | | | | | | | | | |
| 142108 | Pala Town Royal | 07/09/2020 | Active(2) | 18 | 11 | 11 | 0 | 0.00% | 18 | 4 | 1 | | 2 | | M,VP,SC | 6 | | |
| 28240 | PALAI | 03/27/1974 | Active | 86 | 0 | 9 | -9 | -9.47% | 95 | 19 | 1 | | | N | | 17 | | |
| Exc Award (06/30/2018, 06/30/2020) | | | | | | | | | | | | | | | | | | |
| 67114 | PALLICKATHODU | 01/15/2003 | Cancelled(8*) | 0 | 0 | 16 | -16 | -100.00% | 16 | 14 | 11 | | None | | P,S,T,M,VP SC | 5 | 90+ Days | |
| 61156 | PAMPADY | 09/25/1998 | Active | 28 | 0 | 1 | -1 | -3.45% | 29 | 5 | 4 | | | N | T | 5 | | \$143.67 |
| 26716 | PANDALAM | 11/03/1969 | Active | 39 | 5 | 0 | 5 | 14.71% | 36 | | 5 | | | R | M,VP | 0 | | \$838.57 |
| Exc Award (06/30/2017, 06/30/2018, 06/30/2020) | | | | | | | | | | | | | | | | | | |
| 150054 | Pandalam Kings | 02/28/2022 | Active | 33 | 8 | 0 | 8 | 32.00% | 25 | | 0 | | | N | | 4 | | \$475.59 |
| Exc Award (06/30/2024) | | | | | | | | | | | | | | | | | | |
| 132357 | Pandalam Queens | 08/28/2017 | Active | 29 | 7 | 6 | 1 | 3.57% | 28 | 2 | 0 | | | | VP,SC | 1 | | \$425.28 |
| Exc Award (06/30/2018, 06/30/2023, 06/30/2020) | | | | | | | | | | | | | | | | | | |
| 131352 | Pathanamthitta Emirates | 06/20/2017 | Active(1) | 38 | 6 | 2 | 4 | 11.76% | 39 | 3 | 0 | | | N | | 0 | | \$4,580.00 |
| Exc Award (06/30/2022, 06/30/2023) | | | | | | | | | | | | | | | | | | |
| 111367 | PATHANAMTHITTA ROYAL | 07/08/2011 | Active(1) | 53 | 11 | 3 | 8 | 17.78% | 52 | 3 | 1 | | | N | S,VP | 1 | 90+ Days | \$299.52 |
| Exc Award (06/30/2017) | | | | | | | | | | | | | | | | | | |
| 132005 | Pravithanam | 07/04/2017 | Active | 17 | 0 | 0 | 0 | 0.00% | 19 | | 7 | | 2 | R | | 4 | | |
| Exc Award (06/30/2018) | | | | | | | | | | | | | | | | | | |



Club Health Assessment for District 318 B through January 2025

| | | | Status | Membership | | | | | | | Reports | | | | | Finance | | LCIF |
|-------------|--|--------------|---|-----------------------------|-------------------|---------------------|----------------|---|----------------------------|--|-------------------------------------|------------------------------------|------------------------|---|--|-----------------|-----------------------------------|-------------|
| Club Number | Club Name | Charter Date | | Current Member Count | YTD Members Added | YTD Members Dropped | YTD Net Growth | YTD Net Growth% | Member Count 12 Months Ago | Avg. length of service for dropped members | Months Since Last MMR *** | Yrs. Since Last Officer Report | President Rotation | Vice President Reported **** | Months Since Last Activity Report *** | Account Balance | Donations for current Fiscal Year | |
| | | | Number of times on status quo within last two years | If below 15 members appears | | | | If net loss is greater than 20% appears | | | If no report in 3 months appears in | When more than one year appears in | Number of repeat terms | Notes the officers that do not have an active | If no report at 12 months appears in red | | | |
| 88815 | PUTHUPALLY | 06/29/2005 | Active | 15 | 0 | 1 | -1 | -6.25% | 16 | 6 | 4 | | | N | M | 4 | | |
| | Exc Award (06/30/2018) | | | | | | | | | | | | | | | | | |
| 132137 | Ramankary | 07/04/2017 | Active | 15 | 0 | 0 | 0 | 0.00% | 15 | | 31 | | | | P,S,T,M,VP SC | 5 | | |
| | Exc Award (06/30/2018) | | | | | | | | | | | | | | | | | |
| 59440 | RAMAPURAM | 04/25/1997 | Active | 42 | 3 | 2 | 1 | 2.44% | 40 | 4 | 2 | | | N | T,M,VP,SC | 5 | 90+ Days | \$1,677.14 |
| | Exc Award (06/30/2018) | | | | | | | | | | | | | | | | | |
| 143521 | Ramapuram Temple Town | 11/04/2020 | Active | 17 | 0 | 0 | 0 | 0.00% | 21 | | 7 | | | N | | 5 | | |
| 63592 | RANNI CENTRAL | 09/25/2000 | Active | 20 | 3 | 2 | 1 | 5.26% | 19 | 8 | 3 | | | R | SC | 4 | 90+ Days | |
| 39381 | RANNY | 01/26/1981 | Active | 34 | 1 | 0 | 1 | 3.03% | 33 | | 2 | | | N | T,M | 5 | | |
| | Exc Award (06/30/2018) | | | | | | | | | | | | | | | | | |
| 120603 | Seethathodu Holy Valley | 10/29/2013 | Active | 23 | 0 | 0 | 0 | 0.00% | 20 | | 1 | | | N | P,S,M,SC | 5 | | |
| | Exc Award (06/30/2018) | | | | | | | | | | | | | | | | | |
| 61193 | THADIYOOR | 10/19/1998 | Active(2) | 19 | 1 | 1 | 0 | 0.00% | 19 | 10 | 3 | | | N | S | 15 | | |
| | Exc Award (06/30/2017) | | | | | | | | | | | | | | | | | |
| 110875 | THALAVADY | 04/19/2011 | Active | 18 | 2 | 1 | 1 | 5.88% | 14 | 1 | 1 | | | | T,M,VP,SC | 2 | | |
| | Exc Award (06/30/2018) | | | | | | | | | | | | | | | | | |
| 131192 | Thelliyoer Centennial | 06/13/2017 | Active(1) | 13 | 2 | 7 | -5 | -27.78% | 18 | 11 | 3 | | | | P,M,VP,SC | 13 | | |
| 144272 | Thiruvalla Angels | 12/22/2020 | Cancelled(8*) | 0 | 1 | 18 | -17 | -100.00% | 0 | 3 | 4 | | | None | P,S,T,M,VP SC | 24+ | 90+ Days | |
| 107343 | THIRUVALLA DESERT JEWEL | 02/23/2010 | Active(1) | 27 | 3 | 2 | 1 | 3.85% | 24 | 2 | 2 | | 2 | | M,VP,SC | 24+ | 90+ Days | |
| | Exc Award (06/30/2018) | | | | | | | | | | | | | | | | | |
| 128345 | Thiruvalla Town | 08/24/2016 | Active(2) | 22 | 18 | 6 | 12 | 120.00% | 0 | 7 | 1 | | 2 | N | M,SC | 24+ | | \$50.00 |
| 132169 | Thiruvanchoor | 07/28/2017 | Active | 21 | 1 | 0 | 1 | 5.00% | 22 | | 3 | | | N | P | 6 | | |
| 67079 | THOTTAKAD | 01/08/2003 | Active | 19 | 0 | 0 | 0 | 0.00% | 19 | | 5 | | 2 | R | T,VP,SC | 5 | | |
| 26733 | TIRUVALLA | 12/08/1963 | Active | 93 | 2 | 0 | 2 | 2.20% | 78 | | 6 | | | R | T,M,VP | 4 | | \$4,208.67 |
| | Exc Award (06/30/2023) | | | | | | | | | | | | | | | | | |
| 135056 | Travancore Emirates | 06/13/2018 | Active(1) | 25 | 2 | 0 | 2 | 8.70% | 40 | | 5 | | | N | M,SC | 17 | | \$11,820.90 |
| | Exc Award (06/30/2020, 06/30/2021, 06/30/2022) | | | | | | | | | | | | | | | | | |
| 139114 | Travancore Oman | 08/20/2019 | Active | 39 | 6 | 2 | 4 | 11.43% | 34 | 1 | 3 | | | N | | 3 | | \$3,375.00 |



Club Health Assessment for District 318 B through January 2025

| | | | Status | Membership | | | | | | Reports | | | | | Finance | LCIF | |
|--|---------------|--------------|---|-----------------------------|-------------------|---------------------|----------------|---|----------------------------|--|---------------------------|-------------------------------------|------------------------------------|------------------------------|---|--|-----------------------------------|
| Club Number | Club Name | Charter Date | | Current Member Count | YTD Members Added | YTD Members Dropped | YTD Net Growth | YTD Net Growth% | Member Count 12 Months Ago | Avg. length of service for dropped members | Months Since Last MMR *** | Yrs. Since Last Officer Report | President Rotation | Vice President Reported **** | Months Since Last Activity Report *** | Account Balance | Donations for current Fiscal Year |
| | | | Number of times on status quo within last two years | If below 15 members appears | | | | If net loss is greater than 20% appears | | | | If no report in 3 months appears in | When more than one year appears in | Number of repeat terms | Notes the officers that do not have an active | If no report at 12 months appears in red | |
| Exc Award (06/30/2022, 06/30/2023, 06/30/2024) | | | | | | | | | | | | | | | | | |
| 100934 | UZHAVOOR CITY | 01/03/2008 | Active | 19 | 3 | 0 | 3 | 18.75% | 16 | | 1 | | 2 | S,T,VP,SC | 24+ | | |
| Exc Award (06/30/2017, 06/30/2018) | | | | | | | | | | | | | | | | | |
| 36537 | VAIKOM | 01/15/1979 | Active(1) | 18 | 0 | 0 | 0 | 0.00% | 18 | | 5 | | | N | M,VP,SC | 6 | |
| Exc Award (06/30/2017, 06/30/2018) | | | | | | | | | | | | | | | | | |
| 66888 | VAZHOOR | 11/22/2002 | Active(1) | 12 | 0 | 0 | 0 | 0.00% | 12 | | 2 | | | N | P,S,T,SC | 6 | |
| Exc Award (06/30/2017) | | | | | | | | | | | | | | | | | |
| 143818 | Vechoor | 12/18/2020 | Active | 29 | 3 | 0 | 3 | 11.54% | 29 | | 4 | | | N | T,M,VP,SC | 5 | 90+ Days |
| 147547 | Veliyanad | 07/26/2021 | Active | 20 | 0 | 0 | 0 | 0.00% | 45 | | 1 | | | N | M,SC | 0 | |
| 140608 | Venmoney | 01/13/2020 | Active | 22 | 4 | 0 | 4 | 22.22% | 18 | | 4 | | 6 | N | SC | 4 | |

Clubs Cancelled Previous Fiscal Year – Clubs Cancelled within last 12 months may be reinstated

| Club Number | Club Name | Charter Date | Current Status* | Cancellation Date |
|-------------|---------------------------------|--------------|-----------------|-------------------|
| 105963 | ADOOR ARISTO | 06/23/2009 | Cancelled(8*) | 12/29/2023 |
| 144147 | Adoor Chaiithanya | 12/18/2020 | Cancelled(8*) | 12/29/2023 |
| 112056 | KOOROPPADA | 08/16/2011 | Cancelled(8*) | 01/29/2024 |
| 144364 | Kottayam Emirates Pretty Petals | 12/31/2020 | Cancelled(8*) | 12/29/2023 |
| 110873 | MUTTAR | 04/19/2011 | Cancelled(8*) | 12/29/2023 |
| 29338 | PONKUNNAM | 05/08/1974 | Cancelled(8*) | 12/29/2023 |

| Current Total Clubs Count | YTD New Clubs Count | YTD Cancelled Clubs Count | YTD Net Club Gain | Current Total Members Count | YTD Add | YTD Drop | YTD Net Growth | YTD Net Growth % | Member Count 12 Months Ago | Average Member Count Per Club | % of Clubs with less than 20 members | % No MMR in 3 Months | % No Officer Report in 12 Months | % of Clubs with balance 90+ days | Number of Clubs in Status Quo | % Status Quo Clubs in Financial Suspension | Number of Cancelled Clubs | Average Cancelled Club Age | Members Lost Due to Cancellation | % of Clubs Non-Financial Reasons |
|---------------------------|---------------------|---------------------------|-------------------|-----------------------------|---------|----------|----------------|------------------|----------------------------|-------------------------------|--------------------------------------|----------------------|----------------------------------|----------------------------------|-------------------------------|--|---------------------------|----------------------------|----------------------------------|----------------------------------|
| 123 | 5 | 3 | 2 | 3,575 | 343 | 210 | 133 | 3.86% | 3,525 | 29 | 28% | 51% | 2% | 17% | 1 | 100% | 3 | 44 | 45 | -200% |

* - P - Priority Club. Cancellation Reasons: 1-Objectives/conduct, 2-Non-active club, 5-Non-existing club, 6-Disbanding, 7-Merger, 8-Financial Suspension, 9-District/Multiple District Dues.

** - Abbreviation: P-President, S-Secretary, T-Treasurer, M-Member Chairperson, VP-First Vice President, MC-Communications Chairperson, SC-Service Chairperson

*** - Abbreviation: N/R - Never reported using the Lions Clubs website, N/A - Not applicable, No password registered for the Lions Clubs website.

**** - Abbreviation: N - New, IP - Immediate Past, R - Repeat.



Club Health Assessment for District 318 C through January 2025

| | | | Status | Membership | | | | | | | Reports | | | | | Finance | LCIF | |
|-------------------------------|---------------------|--------------|---|-----------------------------|-------------------|---------------------|----------------|---|----------------------------|--|-------------------------------------|------------------------------------|------------------------|---|--|-----------------|-----------------------------------|--|
| Club Number | Club Name | Charter Date | | Current Member Count | YTD Members Added | YTD Members Dropped | YTD Net Growth | YTD Net Growth% | Member Count 12 Months Ago | Avg. length of service for dropped members | Months Since Last MMR *** | Yrs. Since Last Officer Report | President Rotation | Vice President Reported **** | Months Since Last Activity Report *** | Account Balance | Donations for current Fiscal Year | |
| | | | Number of times on status quo within last two years | If below 15 members appears | | | | If net loss is greater than 20% appears | | | If no report in 3 months appears in | When more than one year appears in | Number of repeat terms | Notes the officers that do not have an active | If no report at 12 months appears in red | | | |
| Clubs less than two years old | | | | | | | | | | | | | | | | | | |
| 153910 | Alakode Town | 03/29/2023 | Cancelled(8*) | 0 | 0 | 25 | -25 | -100.00% | 25 | 2 | 1 | 1 | None | P,S,T,M,VP SC SC | 5 | 90+ Days | \$838.57 | |
| 154076 | Chettukuzhi | 03/29/2023 | Active | 35 | 5 | 0 | 5 | 16.67% | 30 | | 5 | | N | 5 | | | | |
| Exc Award (06/30/2024) | | | | | | | | | | | | | | | | | | |
| 155515 | Cochin Hill Palace | 08/28/2023 | Cancelled(8*) | 0 | 0 | 22 | -22 | -100.00% | 22 | 1 | 7 | | None | P,S,T,M,VP SC | 5 | 90+ Days | | |
| 171396 | Cochin Malabar | 04/30/2024 | Active | 28 | 0 | 0 | 0 | 0.00% | 0 | | 0 | | None | P,T,M,VP,SC | 5 | | \$119.80 | |
| 171824 | Cochin Marine Drive | 05/28/2024 | Active | 38 | 4 | 7 | -3 | -7.32% | 0 | 0 | 0 | | | M,VP,SC | 6 | 90+ Days | | |
| 153482 | Cochin Young Stars | 03/24/2023 | Active(1) | 21 | 21 | 21 | 0 | 0.00% | 21 | 3 | 0 | | 2 | M,VP,SC | 5 | | | |
| 155495 | Erattayar | 09/27/2023 | Active | 20 | 0 | 0 | 0 | 0.00% | 20 | | 16 | | 2 | M,VP,SC | 5 | | | |
| 156994 | Kalady Aircity | 12/29/2023 | Active | 33 | 0 | 0 | 0 | 0.00% | 20 | | 7 | | 2 | N | 5 | | | |
| 179194 | Kallookad | 12/05/2024 | Newly Chartered | 24 | 24 | 0 | 24 | 100.00% | 0 | | 0 | | | M,VP,SC | N/A | | | |
| 155077 | Kanjikuzhi | 07/11/2023 | Active | 37 | 2 | 0 | 2 | 5.71% | 35 | | 4 | | | R | M,SC | 6 | | |
| 153954 | Kochi Infopark | 05/31/2023 | Active | 20 | 1 | 2 | -1 | -4.76% | 21 | 2 | 1 | | 3 | N | M,SC | 6 | | |
| 173797 | Kochi Uptown | 09/30/2024 | Newly Chartered | 19 | 21 | 2 | 19 | 100.00% | 0 | 0 | 1 | | | M,VP,SC | 3 | 90+ Days | | |
| 175810 | Kochi Virtual | 08/09/2024 | Active | 20 | 20 | 0 | 20 | 100.00% | 0 | | 5 | | | M,VP,SC | 3 | | | |
| 156893 | Kudayathoor | 12/29/2023 | Active | 20 | 0 | 5 | -5 | -20.00% | 25 | 1 | 0 | | 2 | N | M,VP | 0 | | |
| 154100 | Kunchithanny | 03/31/2023 | Active | 31 | 2 | 1 | 1 | 3.33% | 30 | 1 | 4 | | | M,VP,SC | 4 | | | |
| 157434 | Marayoor Merchants | 04/22/2024 | Active | 20 | 0 | 0 | 0 | 0.00% | 0 | | 9 | | 2 | M,VP,SC | 3 | | | |
| 174646 | Nedumkandam Town | 08/07/2024 | Active | 20 | 20 | 0 | 20 | 100.00% | 0 | | 4 | | | M,VP,SC | 0 | | | |
| 153953 | Okkal Periyar | 03/31/2023 | Active | 25 | 0 | 0 | 0 | 0.00% | 25 | | 9 | | 3 | M,VP,SC | 4 | | | |
| 156202 | Paingottoor | 09/30/2023 | Active | 32 | 2 | 0 | 2 | 6.67% | 30 | | 0 | | 2 | M,VP,SC | 1 | | | |
| 153715 | Ramamangalam | 02/27/2023 | Active | 29 | 7 | 0 | 7 | 31.82% | 25 | | 5 | | 3 | N | S,T,M,VP,SC | 3 | 90+ Days | |
| 156336 | Thanneermukkom | 10/05/2023 | Cancelled(8*) | 0 | 0 | 20 | -20 | -100.00% | 20 | 1 | 15 | 1 | None | P,S,T,M,VP SC | N/R | 90+ Days | | |
| 157027 | Thodupuzha Central | 12/30/2023 | Cancelled(8*) | 0 | 0 | 20 | -20 | -100.00% | 20 | 1 | 13 | 1 | None | P,S,T,M,VP SC | 4 | 90+ Days | | |




Club Health Assessment for District 318 C through January 2025

| | | | Status | Membership | | | | | | | Reports | | | | | Finance | | LCIF |
|--|--------------------------------|--------------|---|-----------------------------|-------------------|---------------------|----------------|---|----------------------------|--|-------------------------------------|------------------------------------|------------------------|---|--|-----------------|-----------------------------------|------|
| Club Number | Club Name | Charter Date | | Current Member Count | YTD Members Added | YTD Members Dropped | YTD Net Growth | YTD Net Growth% | Member Count 12 Months Ago | Avg. length of service for dropped members | Months Since Last MMR *** | Yrs. Since Last Officer Report | President Rotation | Vice President Reported **** | Months Since Last Activity Report *** | Account Balance | Donations for current Fiscal Year | |
| | | | Number of times on status quo within last two years | If below 15 members appears | | | | If net loss is greater than 20% appears | | | If no report in 3 months appears in | When more than one year appears in | Number of repeat terms | Notes the officers that do not have an active | If no report at 12 months appears in red | | | |
| 179646 | Thodupuzha Golden | 11/21/2024 | Newly Chartered | 34 | 34 | 0 | 34 | 100.00% | 0 | | 0 | | | N | 0 | | | |
| 177659 | Thokkupara | 08/27/2024 | Active | 30 | 31 | 1 | 30 | 100.00% | 0 | 0 | 0 | | | M,VP,SC | 0 | 90+ Days | | |
| 153972 | Tripunithura Legends | 03/29/2023 | Status Quo(1) | 16 | 6 | 0 | 6 | 60.00% | 25 | | 5 | | | T,M,VP,SC | 3 | 90+ Days | | |
| 157983 | Upputhara | 05/06/2024 | Active | 22 | 0 | 0 | 0 | 0.00% | 0 | | 6 | | None | P,S,T,M,VP SC | 3 | 90+ Days | | |
| 157064 | Vandamattom | 01/18/2024 | Active | 24 | 2 | 0 | 2 | 9.09% | 22 | | 3 | | 2 | M,VP,SC | 1 | | | |
| 156223 | Vannappuram Diamonds | 09/30/2023 | Active | 24 | 5 | 6 | -1 | -4.00% | 25 | 1 | 1 | | | N SC | 0 | | | |
| Clubs more than two years old | | | | | | | | | | | | | | | | | | |
| 66824 | ADIMALY | 11/13/2002 | Active | 27 | 5 | 0 | 5 | 22.73% | 22 | | 4 | | | N P | 6 | | \$838.57 | |
| Exc Award (06/30/2024) | | | | | | | | | | | | | | | | | | |
| 139269 | Alappuzha Central | 07/22/2019 | Active | 28 | 2 | 0 | 2 | 7.69% | 27 | | 3 | | | N | 5 | | \$20.00 | |
| Exc Award (06/30/2020, 06/30/2022) | | | | | | | | | | | | | | | | | | |
| 137339 | Alappuzha Non-Resident Indians | 03/17/2019 | Active(2) | 7 | 0 | 0 | 0 | 0.00% | 7 | | 14 | 1 | None | P,S,T,M,VP SC | 24+ | | | |
| 26681 | ALLEPPEY | 10/10/1961 | Active | 49 | 8 | 3 | 5 | 11.36% | 50 | 6 | 3 | | | M,VP,SC | 5 | 90+ Days | | |
| Exc Award (06/30/2017, 06/30/2021) | | | | | | | | | | | | | | | | | | |
| 52482 | ALLEPPEY GREATER | 02/05/1992 | Active(1) | 37 | 0 | 0 | 0 | 0.00% | 37 | | 17 | 1 | None | P,S,T,M,VP SC | 0 | | | |
| Exc Award (06/30/2016, 06/30/2019, 06/30/2020) | | | | | | | | | | | | | | | | | | |
| 149257 | Alleppey Queens | 12/24/2021 | Active | 18 | 0 | 0 | 0 | 0.00% | 17 | | 5 | | | P,M,VP,SC | 5 | | | |
| 120187 | Alleppey South | 08/21/2013 | Active | 49 | 10 | 4 | 6 | 13.95% | 37 | 5 | 0 | | | N M,VP,SC | 0 | | | |
| Exc Award (06/30/2020, 06/30/2022, 06/30/2023) | | | | | | | | | | | | | | | | | | |
| 52172 | ALUVA DESOM | 11/15/1991 | Active | 22 | 3 | 5 | -2 | -8.33% | 24 | 7 | 2 | | | N | 0 | | | |
| Exc Award (06/30/2020, 06/30/2022, 06/30/2023) | | | | | | | | | | | | | | | | | | |
| 135487 | Aluva Metro | 07/09/2018 | Active | 14 | 3 | 0 | 3 | 27.27% | 11 | | 3 | | | T,M,VP,SC | 3 | 90+ Days | \$419.29 | |
| 105216 | ALUVA TOWN | 04/17/2009 | Active | 17 | 0 | 0 | 0 | 0.00% | 17 | | 5 | | | N T | 1 | | | |
| Exc Award (06/30/2020) | | | | | | | | | | | | | | | | | | |
| 26682 | ALWAYE | 03/07/1963 | Active | 33 | 0 | 1 | -1 | -2.94% | 34 | 11 | 1 | | 2 | N M,SC | 4 | | | |
| Exc Award (06/30/2020) | | | | | | | | | | | | | | | | | | |
| 29721 | ALWAYE WEST | 07/26/1974 | Active | 37 | 0 | 1 | -1 | -2.63% | 43 | 5 | 0 | | | N T,SC | 4 | | | |



Club Health Assessment for District 318 C through January 2025

|  | | | Status | Membership | | | | | | Reports | | | | | Finance | LCIF | | |
|--|---------------------|--------------|---|-----------------------------|-------------------|---------------------|----------------|---|----------------------------|--|-------------------------------------|------------------------------------|------------------------|---|--|-----------------|-----------------------------------|------------|
| Club Number | Club Name | Charter Date | | Current Member Count | YTD Members Added | YTD Members Dropped | YTD Net Growth | YTD Net Growth% | Member Count 12 Months Ago | Avg. length of service for dropped members | Months Since Last MMR *** | Yrs. Since Last Officer Report | President Rotation | Vice President Reported **** | Months Since Last Activity Report *** | Account Balance | Donations for current Fiscal Year | |
| | | | Number of times on status quo within last two years | If below 15 members appears | | | | If net loss is greater than 20% appears | | | If no report in 3 months appears in | When more than one year appears in | Number of repeat terms | Notes the officers that do not have an active | If no report at 12 months appears in red | | | |
| Exc Award (06/30/2016, 06/30/2019, 06/30/2020) | | | Active | 40 | 6 | 0 | 6 | 17.65% | 36 | | 1 | | | N VP | 0 | 90+ Days | \$200.00 | |
| 56794 | AMBALAPUZHA | 04/10/1995 | | | | | | | | | | | | | | | | |
| Exc Award (06/30/2017, 06/30/2020) | | | | | | | | | | | | | | | | | | |
| 105666 | ANAKKARA | 06/03/2009 | | Active | 43 | 2 | 0 | 2 | 4.88% | 43 | | 6 | | R | P,T,M,SC | | 5 | \$1,677.15 |
| Exc Award (06/30/2020, 06/30/2022, 06/30/2024) | | | | | | | | | | | | | | | | | | |
| 26683 | ANGAMALY | 01/24/1972 | Active | 98 | 0 | 0 | 0 | 0.00% | 97 | | 7 | | | T,M,VP,SC | 0 | | \$838.57 | |
| Exc Award (06/30/2019, 06/30/2020, 06/30/2022) | | | Active | 33 | 0 | 1 | -1 | -2.94% | 37 | 3 | 5 | | | N | 1 | 90+ Days | \$628.93 | |
| 149477 | Angamaly Aircity | 01/24/2022 | | | | | | | | | | | | | | | | |
| Exc Award (06/30/2023, 06/30/2024) | | | | | | | | | | | | | | | | | | |
| 149087 | Aroor | 11/29/2021 | | Cancelled(8*) | 0 | 0 | 24 | -24 | -100.00% | 24 | 3 | 1 | 1 | None | P,S,T,M,VP SC | | 5 | |
| 148958 | Avoly | 12/02/2021 | | Active | 25 | 0 | 0 | 0 | 0.00% | 25 | | 3 | | | N | | 6 | |
| Exc Award (06/30/2023) | | | Active | 19 | 2 | 0 | 2 | 11.76% | 18 | | 1 | | | N SC | 4 | 90+ Days | \$119.80 | |
| 142862 | Bison Valley | 09/07/2020 | | | | | | | | | | | | | | | | |
| 123961 | Chelad | 01/13/2015 | | Active | 15 | 0 | 0 | 0 | 0.00% | 15 | | 3 | | | M,VP,SC | | 5 | |
| 147916 | Cherthala Coir Land | 10/21/2021 | | Active | 40 | 9 | 2 | 7 | 21.21% | 33 | 3 | 1 | | | M,VP,SC | | 2 | |
| Exc Award (06/30/2023) | | | | | | | | | | | | | | | | | | |
| 47538 | CHOTTANIKARA | 06/23/1987 | Active | 22 | 1 | 0 | 1 | 4.76% | 22 | | 4 | | | N P,M,SC | 5 | | | |
| Exc Award (06/30/2023) | | | Active | 38 | 0 | 8 | -8 | -17.39% | 45 | 16 | 3 | | | N M,VP | 0 | 90+ Days | \$838.57 | |
| 26690 | COCHIN | 02/07/1960 | | | | | | | | | | | | | | | | |
| Exc Award (06/30/2019, 06/30/2023) | | | | | | | | | | | | | | | | | | |
| 103636 | COCHIN HI TECH CITY | 09/11/2008 | | Active(1) | 14 | 0 | 0 | 0 | 0.00% | 19 | | 4 | | 2 | P,T,M,VP,SC | | 16 | \$838.57 |
| 56719 | COCHIN CENTRAL | 03/24/1995 | | Active | 26 | 1 | 0 | 1 | 4.00% | 24 | | 4 | | | N M,SC | | 0 | |
| Exc Award (06/30/2020, 06/30/2023, 06/30/2024) | | | Status Quo(2) | 59 | 3 | 4 | -1 | -1.67% | 67 | 18 | 1 | | 2 | R M,VP | 5 | | | |
| 26691 | COCHIN EAST | 09/25/1969 | | | | | | | | | | | | | | | | |
| Exc Award (06/30/2018, 06/30/2020) | | | | | | | | | | | | | | | | | | |
| 61688 | COCHIN ELITES | 03/26/1999 | | Active | 25 | 0 | 4 | -4 | -13.79% | 29 | 10 | 0 | | | M,VP,SC | 1 | | |
| Exc Award (06/30/2021, 06/30/2022, 06/30/2024) | | | | | | | | | | | | | | | | | | |
| 150962 | Cochin Empire | 06/02/2022 | Active | 43 | 1 | 0 | 1 | 2.38% | 48 | | 3 | | | N | 3 | | \$838.57 | |
| Exc Award (06/30/2023) | | | | | | | | | | | | | | | | | | |



Club Health Assessment for District 318 C through January 2025

| | | | Status | Membership | | | | | | | Reports | | | | | Finance | | LCIF |
|-------------|--|--------------|---|-----------------------------|-------------------|---------------------|----------------|---|----------------------------|--|-------------------------------------|------------------------------------|------------------------|---|--|-----------------|-----------------------------------|------|
| Club Number | Club Name | Charter Date | | Current Member Count | YTD Members Added | YTD Members Dropped | YTD Net Growth | YTD Net Growth% | Member Count 12 Months Ago | Avg. length of service for dropped members | Months Since Last MMR *** | Yrs. Since Last Officer Report | President Rotation | Vice President Reported **** | Months Since Last Activity Report *** | Account Balance | Donations for current Fiscal Year | |
| | | | Number of times on status quo within last two years | If below 15 members appears | | | | If net loss is greater than 20% appears | | | If no report in 3 months appears in | When more than one year appears in | Number of repeat terms | Notes the officers that do not have an active | If no report at 12 months appears in red | | | |
| 109367 | COCHIN GATEWAY | 09/28/2010 | Active | 37 | 4 | 3 | 1 | 2.78% | 34 | 4 | 1 | | | N | 1 | | | |
| | Exc Award (06/30/2019, 06/30/2023, 06/30/2024) | | | | | | | | | | | | | | | | | |
| 39492 | COCHIN GREATER | 02/10/1981 | Active | 31 | 0 | 1 | -1 | -3.13% | 33 | 31 | 2 | | | M,VP,SC | 6 | | \$838.57 | |
| | Exc Award (06/30/2020) | | | | | | | | | | | | | | | | | |
| 68828 | COCHIN IMPACT | 05/22/2003 | Active | 26 | 8 | 2 | 6 | 30.00% | 19 | 4 | 0 | | | M,VP,SC | 0 | | | |
| | Exc Award (06/30/2019, 06/30/2020) | | | | | | | | | | | | | | | | | |
| 84909 | COCHIN METRO CITY | 02/24/2005 | Active | 28 | 9 | 2 | 7 | 33.33% | 25 | 3 | 1 | | | P,VP,SC | 3 | | \$838.57 | |
| 64631 | COCHIN MIDTOWN | 08/16/2001 | Active | 27 | 8 | 0 | 8 | 42.11% | 20 | | 1 | | | T,M,VP,SC | 5 | | \$3,913.66 | |
| 152899 | Cochin Overseas | 10/28/2022 | Active | 30 | 2 | 3 | -1 | -3.23% | 32 | 2 | 5 | | 3 | M,VP,SC | 5 | | | |
| 62525 | COCHIN PALACE CITY | 11/23/1999 | Active | 30 | 0 | 0 | 0 | 0.00% | 33 | | 7 | | | VP,SC | 4 | | | |
| 102490 | COCHIN PRIDE | 06/20/2008 | Active | 38 | 4 | 5 | -1 | -2.56% | 39 | 4 | 4 | | | T,M,VP,SC | 4 | 90+ Days | \$838.57 | |
| | Exc Award (06/30/2019, 06/30/2023) | | | | | | | | | | | | | | | | | |
| 57099 | COCHIN QUEEN CITY | 06/21/1995 | Active | 38 | 2 | 1 | 1 | 2.70% | 38 | 9 | 0 | | | M,VP,SC | 1 | | \$838.57 | |
| | Exc Award (06/30/2017, 06/30/2020, 06/30/2024) | | | | | | | | | | | | | | | | | |
| 64220 | COCHIN RENAISSANCE | 04/30/2001 | Active | 26 | 0 | 0 | 0 | 0.00% | 26 | | 5 | | | M,VP,SC | 6 | | | |
| | Exc Award (06/30/2020) | | | | | | | | | | | | | | | | | |
| 87796 | COCHIN SMART CITY | 04/14/2005 | Active | 37 | 4 | 0 | 4 | 12.12% | 33 | | 5 | | | N SC | 5 | | \$1,138.06 | |
| | Exc Award (06/30/2019, 06/30/2021, 06/30/2024) | | | | | | | | | | | | | | | | | |
| 26692 | COCHIN SOUTH | 02/20/1973 | Active | 77 | 6 | 3 | 3 | 4.05% | 80 | 9 | 1 | | | N P,T,M,SC | 5 | 90+ Days | \$838.57 | |
| | Exc Award (06/30/2018, 06/30/2019, 06/30/2024) | | | | | | | | | | | | | | | | | |
| 143584 | Edathala | 12/01/2020 | Active | 20 | 3 | 0 | 3 | 17.65% | 15 | | 5 | | | N | 1 | 90+ Days | | |
| | Exc Award (06/30/2023) | | | | | | | | | | | | | | | | | |
| 61675 | ELANJI | 03/23/1999 | Active | 40 | 0 | 3 | -3 | -6.98% | 44 | 5 | 3 | | | N M,SC | 0 | | | |
| | Exc Award (06/30/2022, 06/30/2023) | | | | | | | | | | | | | | | | | |
| 139756 | Enanalloor | 09/18/2019 | Active | 35 | 7 | 0 | 7 | 25.00% | 26 | | 4 | | | N SC | 5 | 90+ Days | \$958.38 | |
| | Exc Award (06/30/2021) | | | | | | | | | | | | | | | | | |
| 31062 | ERNAKULAM | 06/30/1975 | Active | 35 | 12 | 1 | 11 | 45.83% | 25 | 47 | 2 | | | N SC | 6 | | | |
| 148966 | Ernakulam Karuthal Ladies | 11/15/2021 | Cancelled(8*) | 0 | 0 | 20 | -20 | -100.00% | 20 | 3 | 1 | 1 | None | P,S,T,M,VP SC | 3 | 90+ Days | | |



Club Health Assessment for District 318 C through January 2025

| | | | Status | Membership | | | | | | | Reports | | | | | Finance | LCIF |
|--|----------------------------|--------------|---|-----------------------------|-------------------|---------------------|----------------|-----------------|---|--|-------------------------------------|------------------------------------|------------------------|---|--|-----------------|-----------------------------------|
| Club Number | Club Name | Charter Date | | Current Member Count | YTD Members Added | YTD Members Dropped | YTD Net Growth | YTD Net Growth% | Member Count 12 Months Ago | Avg. length of service for dropped members | Months Since Last MMR *** | Yrs. Since Last Officer Report | President Rotation | Vice President Reported **** | Months Since Last Activity Report *** | Account Balance | Donations for current Fiscal Year |
| | | | Number of times on status quo within last two years | If below 15 members appears | | | | | If net loss is greater than 20% appears | | If no report in 3 months appears in | When more than one year appears in | Number of repeat terms | Notes the officers that do not have an active | If no report at 12 months appears in red | | |
| 102907 | EROOR | 06/28/2008 | Active(1) | 19 | 2 | 0 | 2 | 11.76% | 23 | | 5 | | | N | P,T,M,VP | 5 | |
| 117709 | IDUKKI | 08/24/2012 | Active | 40 | 1 | 0 | 1 | 2.56% | 39 | | 5 | | | N | | 0 | \$838.57 |
| Exc Award (06/30/2023, 06/30/2024) | | | | | | | | | | | | | | | | | |
| 98552 | KAKKANAD | 02/13/2007 | Active | 11 | 0 | 0 | 0 | 0.00% | 11 | | 9 | | None | | P,S,T,M,VP SC | 5 | |
| 104491 | KALADY | 01/22/2009 | Active | 45 | 5 | 1 | 4 | 9.76% | 41 | 16 | 0 | | | N | M,SC | 5 | \$778.67 |
| Exc Award (06/30/2021, 06/30/2023, 06/30/2024) | | | | | | | | | | | | | | | | | |
| 43567 | KALAMASSERY | 02/01/1984 | Active(1) | 18 | 0 | 0 | 0 | 0.00% | 19 | | 8 | | | R | P | 4 | |
| 104003 | KANJOOR | 11/20/2008 | Active | 18 | 1 | 5 | -4 | -18.18% | 22 | 6 | 0 | | | | M,VP,SC | 5 | 90+ Days |
| 104331 | KARAYAMPARAMBU | 01/08/2009 | Active | 41 | 1 | 0 | 1 | 2.50% | 43 | | 1 | | | N | | 1 | |
| Exc Award (06/30/2023) | | | | | | | | | | | | | | | | | |
| 130618 | Karimannoor | 04/05/2017 | Active | 37 | 4 | 1 | 3 | 8.82% | 33 | 7 | 1 | | | N | T,M | 1 | 90+ Days |
| Exc Award (06/30/2021, 06/30/2023) | | | | | | | | | | | | | | | | | |
| 152248 | Karimannoor Royal | 08/29/2022 | Active(2) | 25 | 7 | 8 | -1 | -3.85% | 26 | 2 | 2 | | | | M,VP,SC | 0 | |
| Exc Award (06/30/2024) | | | | | | | | | | | | | | | | | |
| 68620 | KARIMKUNNAM | 04/15/2003 | Active | 34 | 3 | 3 | 0 | 0.00% | 32 | 19 | 2 | | | | T,M,VP,SC | 5 | |
| 148119 | Karimughal | 09/07/2021 | Active | 27 | 0 | 2 | -2 | -6.90% | 25 | 2 | 2 | | | | T,M,VP,SC | 6 | \$239.59 |
| Exc Award (06/30/2024) | | | | | | | | | | | | | | | | | |
| 63704 | KARUKUTTY | 11/20/2000 | Active | 71 | 11 | 0 | 11 | 18.33% | 62 | | 1 | | | N | T | 1 | \$838.57 |
| Exc Award (06/30/2023) | | | | | | | | | | | | | | | | | |
| 39658 | KATTAPPANA | 03/23/1981 | Active | 86 | 6 | 0 | 6 | 7.50% | 82 | | 3 | | | | P,T,M,VP,SC | 1 | 90+ Days |
| Exc Award (06/30/2019, 06/30/2020, 06/30/2023) | | | | | | | | | | | | | | | | | |
| 99418 | KATTAPPANA CARDAMOM VALLEY | 05/18/2007 | Active | 36 | 1 | 0 | 1 | 2.86% | 35 | | 1 | | | N | | 0 | \$8,888.87 |
| Exc Award (06/30/2020, 06/30/2023) | | | | | | | | | | | | | | | | | |
| 99417 | KATTAPPANA ELITES | 05/18/2007 | Active | 19 | 0 | 0 | 0 | 0.00% | 19 | | 6 | | | | M,VP,SC | 5 | |
| 138293 | Kattappana Green City | 06/10/2019 | Active | 21 | 6 | 0 | 6 | 40.00% | 17 | | 5 | | 2 | | T,M,VP,SC | 5 | |
| 107342 | KATTAPPANA TOWN | 02/01/2010 | Active | 26 | 0 | 2 | -2 | -7.14% | 26 | 3 | 1 | | | N | T,VP | 5 | |
| Exc Award (06/30/2023) | | | | | | | | | | | | | | | | | |
| 107769 | KIZHAKKAMBALAM | 03/09/2010 | Active | 17 | 0 | 0 | 0 | 0.00% | 23 | | 8 | | None | | P,S,T,M,VP SC | 5 | |



Club Health Assessment for District 318 C through January 2025

| | | | Status | Membership | | | | | | | Reports | | | | | Finance | | LCIF |
|--|-------------------------|--------------|---|-----------------------------|-------------------|---------------------|----------------|---|----------------------------|--|-------------------------------------|------------------------------------|------------------------|---|--|-----------------|-----------------------------------|------|
| Club Number | Club Name | Charter Date | | Current Member Count | YTD Members Added | YTD Members Dropped | YTD Net Growth | YTD Net Growth% | Member Count 12 Months Ago | Avg. length of service for dropped members | Months Since Last MMR *** | Yrs. Since Last Officer Report | President Rotation | Vice President Reported **** | Months Since Last Activity Report *** | Account Balance | Donations for current Fiscal Year | |
| | | | Number of times on status quo within last two years | If below 15 members appears | | | | If net loss is greater than 20% appears | | | If no report in 3 months appears in | When more than one year appears in | Number of repeat terms | Notes the officers that do not have an active | If no report at 12 months appears in red | | | |
| Exc Award (06/30/2020) | | | | | | | | | | | | | | | | | | |
| 65478 | KOCHI AIRPORT | 06/13/2002 | Active | 65 | 0 | 0 | 0 | 0.00% | 66 | | 4 | | | N | 2 | | \$838.57 | |
| Exc Award (06/30/2017, 06/30/2019, 06/30/2020) | | | | | | | | | | | | | | | | | | |
| 152264 | Kochi Mariners | 08/30/2022 | Active | 11 | 4 | 4 | 0 | 0.00% | 22 | 2 | 1 | | | M,VP,SC | 5 | | | |
| 149066 | Kochi Media Person | 11/24/2021 | Cancelled(8*) | 0 | 0 | 18 | -18 | -100.00% | 19 | 2 | 1 | | None | P,S,T,M,VP SC | 6 | 90+ Days | | |
| 150756 | Kochi Muscat NRIs | 06/20/2022 | Status Quo | 30 | 0 | 0 | 0 | 0.00% | 30 | | 27 | 2 | None | P,S,T,M,VP SC | 24+ | | | |
| 26700 | KOLENCHERRY | 02/23/1972 | Active | 84 | 6 | 2 | 4 | 5.00% | 86 | 6 | 2 | | | R M | 0 | | \$1,677.14 | |
| Exc Award (06/30/2018, 06/30/2019, 06/30/2020) | | | | | | | | | | | | | | | | | | |
| 67109 | KOONAMMAVU | 01/15/2003 | Active | 46 | 0 | 0 | 0 | 0.00% | 46 | | 5 | | | T,M,VP,SC | 0 | | \$1,491.46 | |
| Exc Award (06/30/2019, 06/30/2020, 06/30/2021) | | | | | | | | | | | | | | | | | | |
| 29333 | KOOTHATTUKULAM | 05/08/1974 | Active | 111 | 16 | 4 | 12 | 12.12% | 101 | 10 | 3 | | 3 | N M | 5 | | \$1,138.55 | |
| Exc Award (06/30/2019, 06/30/2020, 06/30/2021) | | | | | | | | | | | | | | | | | | |
| 29334 | KOTHAMANGALAM | 05/03/1974 | Active | 95 | 1 | 7 | -6 | -5.94% | 96 | 29 | 2 | | | VP,SC | 2 | | \$838.57 | |
| Exc Award (06/30/2019, 06/30/2024) | | | | | | | | | | | | | | | | | | |
| 138652 | Kothamangalam East | 06/19/2019 | Active | 32 | 6 | 0 | 6 | 23.08% | 26 | | 3 | | | T,M,VP,SC | 3 | | | |
| 110654 | KOTHAMANGALAM GREATER | 03/24/2011 | Active | 59 | 3 | 0 | 3 | 5.36% | 56 | | 5 | | | N T,M,SC | 1 | | | |
| Exc Award (06/30/2019, 06/30/2020, 06/30/2021) | | | | | | | | | | | | | | | | | | |
| 126630 | Kothamangalam Town | 02/29/2016 | Active | 31 | 0 | 0 | 0 | 0.00% | 29 | | 6 | | | N M,SC | 2 | | | |
| Exc Award (06/30/2020, 06/30/2021) | | | | | | | | | | | | | | | | | | |
| 121192 | Kottappady | 01/22/2014 | Active | 15 | 0 | 3 | -3 | -16.67% | 18 | 9 | 5 | | | M,VP,SC | 3 | | | |
| 152284 | Kuruvilacity | 08/31/2022 | Active(1) | 26 | 6 | 2 | 4 | 18.18% | 22 | 2 | 3 | | | M,VP,SC | 6 | | | |
| 145697 | Malayattoor Hill Valley | 04/07/2021 | Active | 25 | 0 | 0 | 0 | 0.00% | 25 | | 8 | | | N | 2 | | | |
| Exc Award (06/30/2024) | | | | | | | | | | | | | | | | | | |
| 103562 | MANJAPRA | 09/08/2008 | Active(1) | 41 | 0 | 0 | 0 | 0.00% | 40 | | 5 | | | M,VP,SC | 0 | | | |
| Exc Award (06/30/2020, 06/30/2023) | | | | | | | | | | | | | | | | | | |
| 150370 | Maradu | 04/08/2022 | Active | 26 | 1 | 1 | 0 | 0.00% | 23 | 2 | 5 | | | R T,SC | 2 | | \$101.83 | |
| Exc Award (06/30/2023, 06/30/2024) | | | | | | | | | | | | | | | | | | |
| 150990 | Mattancherry Heritage | 06/20/2022 | Active | 22 | 2 | 2 | 0 | 0.00% | 21 | 2 | 6 | | | P,M,VP,SC | 3 | | | |



Club Health Assessment for District 318 C through January 2025

| | | | Status | Membership | | | | | | | Reports | | | | | Finance | | LCIF |
|--|----------------------------|--------------|---|-----------------------------|-------------------|---------------------|----------------|-----------------|---|--|-------------------------------------|------------------------------------|------------------------|---|--|-----------------|-----------------------------------|------|
| Club Number | Club Name | Charter Date | | Current Member Count | YTD Members Added | YTD Members Dropped | YTD Net Growth | YTD Net Growth% | Member Count 12 Months Ago | Avg. length of service for dropped members | Months Since Last MMR *** | Yrs. Since Last Officer Report | President Rotation | Vice President Reported **** | Months Since Last Activity Report *** | Account Balance | Donations for current Fiscal Year | |
| | | | Number of times on status quo within last two years | If below 15 members appears | | | | | If net loss is greater than 20% appears | | If no report in 3 months appears in | When more than one year appears in | Number of repeat terms | Notes the officers that do not have an active | If no report at 12 months appears in red | | | |
| 149245 | Mekkad | 05/09/2022 | Active | 21 | 11 | 0 | 11 | 110.00% | 14 | | 0 | | | N | 2 | | | |
| 67553 | MOOKKANNUR | 03/20/2003 | Active | 35 | 0 | 0 | 0 | 0.00% | 37 | | 3 | | | N | 6 | | | |
| Exc Award (06/30/2019, 06/30/2020, 06/30/2021, 06/30/2022, 06/30/2023) | | | | | | | | | | | | | | | | | | |
| 102906 | MOOTHAKUNNAM | 06/28/2008 | Active | 38 | 0 | 0 | 0 | 0.00% | 41 | | 6 | | | N | 2 | | | |
| Exc Award (06/30/2019, 06/30/2021, 06/30/2022, 06/30/2023) | | | | | | | | | | | | | | | | | | |
| 148055 | Muhamma | 09/09/2021 | Active | 60 | 7 | 4 | 3 | 5.26% | 60 | 3 | 0 | | | N | 1 | | | |
| Exc Award (06/30/2023) | | | | | | | | | | | | | | | | | | |
| 144509 | Mulanthuruthy Central | 01/04/2021 | Active | 46 | 12 | 4 | 8 | 21.05% | 38 | 6 | 1 | | | N | 5 | | | |
| Exc Award (06/30/2022, 06/30/2023, 06/30/2024) | | | | | | | | | | | | | | | | | | |
| 40079 | MUNNAR | 06/19/1981 | Active | 23 | 6 | 0 | 6 | 35.29% | 20 | | 6 | | | | 0 | | \$2,755.30 | |
| 135757 | Munnar Gateway | 07/22/2018 | Active | 22 | 10 | 0 | 10 | 83.33% | 12 | | 3 | | | | 3 | | \$598.98 | |
| 106467 | MURIKKASSERY | 08/31/2009 | Active | 31 | 3 | 3 | 0 | 0.00% | 31 | 5 | 6 | | R | T,M,SC | 4 | | \$239.59 | |
| Exc Award (06/30/2019) | | | | | | | | | | | | | | | | | | |
| 132503 | Muthalakodam | 08/28/2017 | Active | 27 | 0 | 0 | 0 | 0.00% | 26 | | 6 | | | | 0 | | | |
| Exc Award (06/30/2023) | | | | | | | | | | | | | | | | | | |
| 104201 | MUTTOM | 12/22/2008 | Active | 20 | 0 | 0 | 0 | 0.00% | 21 | | 2 | | | | 0 | | | |
| 29336 | MUVATTUPUZA | 05/08/1974 | Active | 130 | 0 | 0 | 0 | 0.00% | 130 | | 7 | | | | 3 | | | |
| Exc Award (06/30/2019, 06/30/2023) | | | | | | | | | | | | | | | | | | |
| 118510 | MUVATTUPUZA GLOBAL VILLAGE | 12/26/2012 | Active | 25 | 0 | 5 | -5 | -16.67% | 30 | 4 | 5 | | | N | 3 | | \$539.09 | |
| Exc Award (06/30/2020, 06/30/2023) | | | | | | | | | | | | | | | | | | |
| 51321 | NARAKKAL | 02/13/1991 | Active | 28 | 0 | 0 | 0 | 0.00% | 27 | | 7 | | | R | 6 | | | |
| Exc Award (06/30/2020) | | | | | | | | | | | | | | | | | | |
| 106873 | NEDUMBASSERY GREATER | 11/11/2009 | Active | 34 | 0 | 0 | 0 | 0.00% | 37 | | 4 | | | N | 5 | | | |
| Exc Award (06/30/2017, 06/30/2023, 06/30/2024) | | | | | | | | | | | | | | | | | | |
| 99644 | NEDUMKANDAM GREATER | 06/14/2007 | Active | 28 | 0 | 0 | 0 | 0.00% | 28 | | 6 | | | N | 5 | | | |
| Exc Award (06/30/2019, 06/30/2023, 06/30/2024) | | | | | | | | | | | | | | | | | | |
| 63707 | NEDUMKANDOM | 11/20/2000 | Active | 31 | 1 | 0 | 1 | 3.33% | 30 | | 4 | | | R | 5 | | | |
| Exc Award (06/30/2019) | | | | | | | | | | | | | | | | | | |



Club Health Assessment for District 318 C through January 2025

| | | | Status | Membership | | | | | | | Reports | | | | | Finance | | LCIF |
|-------------|--|--------------|---|-----------------------------|-------------------|---------------------|----------------|---|----------------------------|--|-------------------------------------|------------------------------------|------------------------|---|--|-----------------|-----------------------------------|------|
| Club Number | Club Name | Charter Date | | Current Member Count | YTD Members Added | YTD Members Dropped | YTD Net Growth | YTD Net Growth% | Member Count 12 Months Ago | Avg. length of service for dropped members | Months Since Last MMR *** | Yrs. Since Last Officer Report | President Rotation | Vice President Reported **** | Months Since Last Activity Report *** | Account Balance | Donations for current Fiscal Year | |
| | | | Number of times on status quo within last two years | If below 15 members appears | | | | If net loss is greater than 20% appears | | | If no report in 3 months appears in | When more than one year appears in | Number of repeat terms | Notes the officers that do not have an active | If no report at 12 months appears in red | | | |
| 118786 | PALLIKKARA | 02/14/2013 | Active | 22 | 3 | 1 | 2 | 10.00% | 20 | 12 | 2 | | | N | T,SC | 3 | | |
| | Exc Award (06/30/2020) | | | | | | | | | | | | | | | | | |
| 134244 | Pampakuda | 03/28/2018 | Active | 24 | 8 | 0 | 8 | 50.00% | 16 | | 3 | | 2 | R | T,M,SC | 3 | | |
| | Exc Award (06/30/2020) | | | | | | | | | | | | | | | | | |
| 54682 | PARAVOOR NORTH | 06/28/1993 | Active | 52 | 13 | 0 | 13 | 33.33% | 41 | | 3 | | | N | T,M | 0 | \$1,677.15 | |
| | Exc Award (06/30/2023) | | | | | | | | | | | | | | | | | |
| 138593 | Paravur Royal Muziris | 06/17/2019 | Active | 28 | 2 | 0 | 2 | 7.69% | 28 | | 0 | | | N | | 0 | | |
| | Exc Award (06/30/2020, 06/30/2021, 06/30/2022) | | | | | | | | | | | | | | | | | |
| 29331 | PARAVUR TOWN | 05/08/1974 | Active | 42 | 0 | 0 | 0 | 0.00% | 45 | | 7 | | | | S,T,M,VP,SC | 11 | | |
| | Exc Award (06/30/2021) | | | | | | | | | | | | | | | | | |
| 142107 | Pazhanganad | 08/06/2020 | Active | 21 | 0 | 0 | 0 | 0.00% | 21 | | 29 | | None | | P,M,VP,SC | 3 | | |
| | Exc Award (06/30/2023) | | | | | | | | | | | | | | | | | |
| 67092 | PERIYAR THEKKADY | 01/08/2003 | Active | 32 | 5 | 0 | 5 | 18.52% | 26 | | 3 | | 2 | | M,VP,SC | 3 | 90+ Days | |
| | Exc Award (06/30/2019) | | | | | | | | | | | | | | | | | |
| 26721 | PERUMBAVOOR | 05/07/1970 | Active | 143 | 0 | 3 | -3 | -2.05% | 144 | 5 | 3 | | | N | T,VP | 0 | \$419.29 | |
| | Exc Award (06/30/2019, 06/30/2020, 06/30/2021, 06/30/2022) | | | | | | | | | | | | | | | | | |
| 102905 | PIRAVOM | 06/28/2008 | Active | 20 | 4 | 0 | 4 | 25.00% | 16 | | 4 | | | | S,T,M,VP,SC | 1 | 90+ Days | |
| | Exc Award (06/30/2018, 06/30/2023) | | | | | | | | | | | | | | | | | |
| 135467 | Poopara | 07/22/2018 | Active | 27 | 0 | 2 | -2 | -6.90% | 29 | 5 | 3 | | | | M,VP,SC | 3 | \$838.57 | |
| 139277 | Pukkattupady | 07/23/2019 | Active | 29 | 3 | 0 | 3 | 11.54% | 33 | | -1 | | | R | | 0 | | |
| | Exc Award (06/30/2020, 06/30/2022, 06/30/2023) | | | | | | | | | | | | | | | | | |
| 97154 | PUNNAPRA | 05/18/2006 | Active | 34 | 0 | 6 | -6 | -15.00% | 40 | 6 | 3 | | | N | M,SC | 0 | | |
| | Exc Award (06/30/2016, 06/30/2020, 06/30/2021, 06/30/2022) | | | | | | | | | | | | | | | | | |
| 121365 | Puthencruz | 02/12/2014 | Active | 22 | 0 | 0 | 0 | 0.00% | 20 | | 6 | | | | M,VP,SC | 17 | | |
| | Exc Award (06/30/2015, 06/30/2023) | | | | | | | | | | | | | | | | | |
| 126122 | Puthenvelikara | 12/08/2015 | Active(1) | 27 | 0 | 0 | 0 | 0.00% | 31 | | 7 | | | | M,VP,SC | 6 | | |
| | Exc Award (06/30/2019) | | | | | | | | | | | | | | | | | |
| 130487 | Rajakad | 03/21/2017 | Active | 56 | 0 | 0 | 0 | 0.00% | 56 | | 6 | | | | M,VP,SC | 6 | \$1,317.81 | |
| | Exc Award (06/30/2021, 06/30/2023) | | | | | | | | | | | | | | | | | |




Club Health Assessment for District 318 C through January 2025

| | | | Status | Membership | | | | | | | Reports | | | | | Finance | | LCIF |
|-------------|--|--------------|---|-----------------------------|-------------------|---------------------|----------------|---|----------------------------|--|-------------------------------------|------------------------------------|------------------------|---|--|-----------------|-----------------------------------|------------|
| Club Number | Club Name | Charter Date | | Current Member Count | YTD Members Added | YTD Members Dropped | YTD Net Growth | YTD Net Growth% | Member Count 12 Months Ago | Avg. length of service for dropped members | Months Since Last MMR *** | Yrs. Since Last Officer Report | President Rotation | Vice President Reported **** | Months Since Last Activity Report *** | Account Balance | Donations for current Fiscal Year | |
| | | | Number of times on status quo within last two years | If below 15 members appears | | | | If net loss is greater than 20% appears | | | If no report in 3 months appears in | When more than one year appears in | Number of repeat terms | Notes the officers that do not have an active | If no report at 12 months appears in red | | | |
| 148935 | Rajakumari North | 11/22/2021 | Active | 26 | 1 | 0 | 1 | 4.00% | 25 | | 3 | | | N | T,M,VP,SC | 0 | 90+ Days | \$2,515.71 |
| 107898 | RAJAKUMARY | 03/26/2010 | Active | 26 | 0 | 1 | -1 | -3.70% | 27 | 15 | 1 | | 2 | N | P,VP,SC | 6 | | \$599.04 |
| | Exc Award (06/30/2023) | | | | | | | | | | | | | | | | | |
| 143262 | Senapathy | 10/19/2020 | Active | 32 | 6 | 1 | 5 | 18.52% | 30 | 4 | 0 | | | | M,VP,SC | 2 | | \$838.57 |
| | Exc Award (06/30/2023) | | | | | | | | | | | | | | | | | |
| 26727 | SHERTALLY | 03/22/1967 | Active | 32 | 0 | 1 | -1 | -3.03% | 33 | 10 | 3 | | | N | SC | 0 | | |
| | Exc Award (06/30/2020) | | | | | | | | | | | | | | | | | |
| 135427 | Thiruvaniyoor | 07/22/2018 | Active | 77 | 8 | 0 | 8 | 11.59% | 69 | | 5 | | | N | S,T,M,VP,SC | 6 | | \$2,515.71 |
| | Exc Award (06/30/2020, 06/30/2022, 06/30/2023) | | | | | | | | | | | | | | | | | |
| 152285 | Thiruvaniyoor City | 08/31/2022 | Cancelled(6*) | 0 | 0 | 0 | 0 | 0.00% | 20 | | 7 | | None | | P,S,T,M,VP SC | N/A | 90+ Days | |
| 26731 | THODUPUZA | 10/21/1969 | Active | 136 | 0 | 0 | 0 | 0.00% | 133 | | 6 | | | N | | 4 | | |
| | Exc Award (06/30/2021, 06/30/2023) | | | | | | | | | | | | | | | | | |
| 138657 | Thodupuzha East | 06/19/2019 | Active | 21 | 1 | 0 | 1 | 5.00% | 37 | | 1 | | | | T,M,VP,SC | 4 | | |
| | Exc Award (06/30/2020, 06/30/2023) | | | | | | | | | | | | | | | | | |
| 110500 | THODUPUZA ELITE | 03/28/2011 | Active | 40 | 8 | 0 | 8 | 25.00% | 32 | | 5 | | | R | T,VP,SC | 2 | | \$838.57 |
| | Exc Award (06/30/2023) | | | | | | | | | | | | | | | | | |
| 132814 | Thodupuzha Metro | 10/16/2017 | Active | 67 | 7 | 0 | 7 | 11.67% | 58 | | 1 | | | N | S,T,M,SC | 0 | | \$838.57 |
| | Exc Award (06/30/2022, 06/30/2023) | | | | | | | | | | | | | | | | | |
| 99784 | THODUPUZA RIVER VALLEY | 06/28/2007 | Active | 35 | 0 | 0 | 0 | 0.00% | 35 | | 9 | | | | S,M,VP,SC | 0 | 90+ Days | |
| | Exc Award (06/30/2020, 06/30/2021, 06/30/2023) | | | | | | | | | | | | | | | | | |
| 129087 | Thodupuzha Town | 10/12/2016 | Active | 17 | 0 | 0 | 0 | 0.00% | 20 | | 7 | | 2 | | M,VP,SC | 1 | | |
| | Exc Award (06/30/2023) | | | | | | | | | | | | | | | | | |
| 117724 | THOPRAMKUDY | 08/27/2012 | Active | 24 | 1 | 0 | 1 | 4.35% | 23 | | 5 | | | N | P,T,M,SC | 3 | | |
| | Exc Award (06/30/2023) | | | | | | | | | | | | | | | | | |
| 42915 | THRIKKAKARA | 06/20/1983 | Active | 35 | 1 | 1 | 0 | 0.00% | 35 | 31 | 3 | | 2 | R | | 3 | | \$299.49 |
| | Exc Award (06/30/2023) | | | | | | | | | | | | | | | | | |
| 152286 | Thrikkakara Greater | 08/31/2022 | Cancelled(8*) | 0 | 9 | 27 | -18 | -100.00% | 20 | 2 | 1 | | None | | P,S,T,M,VP SC | 3 | 90+ Days | |
| 101087 | THURAVOOR | 01/24/2008 | Active | 56 | 0 | 0 | 0 | 0.00% | 57 | | 7 | | | | T,M,VP,SC | 2 | | \$1.20 |



Club Health Assessment for District 318 C through January 2025

|  | | | Status | Membership | | | | | | | Reports | | | | | Finance | | LCIF |
|--|---------------------------|--------------|---|-----------------------------|-------------------|---------------------|----------------|---|----------------------------|--|-------------------------------------|------------------------------------|------------------------|---|--|-----------------|-----------------------------------|------|
| Club Number | Club Name | Charter Date | | Current Member Count | YTD Members Added | YTD Members Dropped | YTD Net Growth | YTD Net Growth% | Member Count 12 Months Ago | Avg. length of service for dropped members | Months Since Last MMR *** | Yrs. Since Last Officer Report | President Rotation | Vice President Reported **** | Months Since Last Activity Report *** | Account Balance | Donations for current Fiscal Year | |
| | | | Number of times on status quo within last two years | If below 15 members appears | | | | If net loss is greater than 20% appears | | | If no report in 3 months appears in | When more than one year appears in | Number of repeat terms | Notes the officers that do not have an active | If no report at 12 months appears in red | | | |
| Exc Award (06/30/2017, 06/30/2019, 06/30/2020) | | | | | | | | | | | | | | | | | | |
| 26735 | TRIPUNITHURA | 09/24/1973 | Active | 67 | 1 | 0 | 1 | 1.52% | 58 | | 5 | | | N | S,M,VP | 1 | | |
| 110340 | TRIPUNITHURA ROYAL | 02/11/2011 | Active | 20 | 6 | 2 | 4 | 25.00% | 16 | 9 | 1 | | | | M,VP,SC | 6 | 90+ Days | |
| Exc Award (06/30/2023) | | | | | | | | | | | | | | | | | | |
| 137365 | Tripunithura South | 03/17/2019 | Active | 26 | 1 | 0 | 1 | 4.00% | 26 | | 6 | | | R | | 5 | | |
| Exc Award (06/30/2022) | | | | | | | | | | | | | | | | | | |
| 152956 | Udumbannoor Town | 11/23/2022 | Active | 29 | 5 | 0 | 5 | 20.83% | 25 | | 4 | | | N | T | 0 | | |
| 130379 | Vagamon | 03/17/2017 | Active | 28 | 6 | 0 | 6 | 27.27% | 25 | | 1 | | | | M,VP,SC | 3 | \$1,437.55 | |
| Exc Award (06/30/2020, 06/30/2023) | | | | | | | | | | | | | | | | | | |
| 136727 | Valakam | 11/13/2018 | Active(1) | 14 | 3 | 5 | -2 | -12.50% | 16 | 6 | 1 | | | | M,VP,SC | 3 | | |
| Exc Award (06/30/2020) | | | | | | | | | | | | | | | | | | |
| 116431 | VANNAPPURAM | 03/27/2012 | Active | 23 | 1 | 0 | 1 | 4.55% | 21 | | 2 | | | N | T,M,VP | 4 | | |
| 132303 | Vannapuram Town | 08/18/2017 | Active | 37 | 0 | 2 | -2 | -5.13% | 39 | 4 | 2 | | | N | | 0 | \$797.81 | |
| Exc Award (06/30/2018, 06/30/2021, 06/30/2020) | | | | | | | | | | | | | | | | | | |
| 61358 | VAZHAKULAM PINEAPPLE CITY | 12/15/1998 | Active | 42 | 0 | 1 | -1 | -2.33% | 44 | 26 | 4 | | | N | P,T,SC | 4 | \$838.57 | |
| 124851 | Vazhithala | 05/12/2015 | Active | 59 | 9 | 0 | 9 | 18.00% | 48 | | 4 | | | N | P,T,M,SC | 0 | 90+ Days | |
| Exc Award (06/30/2020, 06/30/2023) | | | | | | | | | | | | | | | | | | |
| 128592 | Vellaramkunnu | 08/24/2016 | Active | 30 | 10 | 0 | 10 | 50.00% | 22 | | 0 | | | N | T,M,VP,SC | 0 | \$898.47 | |
| Exc Award (06/30/2020, 06/30/2023) | | | | | | | | | | | | | | | | | | |
| 96965 | VYPIN | 04/20/2006 | Active | 21 | 2 | 1 | 1 | 5.00% | 20 | 3 | 0 | | | N | M,VP | 1 | \$2,336.03 | |
| Exc Award (06/30/2022) | | | | | | | | | | | | | | | | | | |
| 144379 | Vyttila | 01/04/2021 | Active | 21 | 4 | 0 | 4 | 23.53% | 20 | | 6 | | | | M,VP,SC | 3 | | |

Clubs Cancelled Previous Fiscal Year – Clubs Cancelled within last 12 months may be reinstated

| Club Number | Club Name | Charter Date | Current Status* | Cancellation Date |
|-------------|-----------------------|--------------|-----------------|-------------------|
| 149683 | Amballoor | 02/16/2022 | Cancelled(8*) | 12/29/2023 |
| 154078 | Karayamparambu Bright | 03/30/2023 | Cancelled(8*) | 02/29/2024 |
| 117871 | KOOVAPPADY | 09/25/2012 | Cancelled(8*) | 12/29/2023 |



Club Health Assessment for District 318 C through January 2025

| | | | Status | | | | | | | | Membership | | | | | Reports | | | | Finance | | LCIF |
|---------------------------|---------------------|---------------------------|---|-----------------------------|-------------------|---------------------|----------------|---|----------------------------|--|--------------------------------------|------------------------------------|----------------------------------|---|--|--|-----------------------------------|----------------------------|----------------------------------|--|--|------|
| Club Number | Club Name | Charter Date | | Current Member Count | YTD Members Added | YTD Members Dropped | YTD Net Growth | YTD Net Growth% | Member Count 12 Months Ago | Avg. length of service for dropped members | Months Since Last MMR *** | Yrs. Since Last Officer Report | President Rotation | Vice President Reported **** | Months Since Last Activity Report *** | Account Balance | Donations for current Fiscal Year | | | | | |
| | | | Number of times on status quo within last two years | If below 15 members appears | | | | If net loss is greater than 20% appears | | | If no report in 3 months appears in | When more than one year appears in | Number of repeat terms | Notes the officers that do not have an active | If no report at 12 months appears in red | | | | | | | |
| 101444 | MARAYOOR | 03/03/2008 | Cancelled(8*) | | | | | | 12/29/2023 | | | | | | | | | | | | | |
| Current Total Clubs Count | YTD New Clubs Count | YTD Cancelled Clubs Count | YTD Net Club Gain | Current Total Members Count | YTD Add | YTD Drop | YTD Net Growth | YTD Net Growth % | Member Count 12 Months Ago | Average Member Count Per Club | % of Clubs with less than 20 members | % No MMR in 3 Months | % No Officer Report in 12 Months | % of Clubs with balance 90+ days | Number of Clubs in Status Quo | % Status Quo Clubs in Financial Suspension | Number of Cancelled Clubs | Average Cancelled Club Age | Members Lost Due to Cancellation | % of Clubs Cancelled for Non-Financial Reasons | | |
| 159 | 6 | 9 | -3 | 5,584 | 603 | 368 | 235 | 4.39% | 5,377 | 35 | 12% | 63% | 2% | 14% | 3 | 33% | 9 | 5 | 176 | -33% | | |

* - P - Priority Club. Cancellation Reasons: 1-Objectives/conduct, 2-Non-active club, 5-Non-existing club, 6-Disbanding, 7-Merger, 8-Financial Suspension, 9-District/Multiple District Dues.

** - Abbreviation: P-President, S-Secretary, T-Treasurer, M-Member Chairperson, VP-First Vice President, MC-Communications Chairperson, SC-Service Chairperson

*** - Abbreviation: N/R - Never reported using the Lions Clubs website, N/A - Not applicable, No password registered for the Lions Clubs website.

**** - Abbreviation: N - New, IP - Immediate Past, R - Repeat.



Club Health Assessment for District 318 D through January 2025

| | | | Status | Membership | | | | | | | Reports | | | | | Finance | LCIF |
|-------------------------------|--|--------------|---|-----------------------------|-------------------|---------------------|---|-----------------|----------------------------|--|-------------------------------------|------------------------------------|------------------------|---|--|-----------------|-----------------------------------|
| Club Number | Club Name | Charter Date | | Current Member Count | YTD Members Added | YTD Members Dropped | YTD Net Growth | YTD Net Growth% | Member Count 12 Months Ago | Avg. length of service for dropped members | Months Since Last MMR *** | Yrs. Since Last Officer Report | President Rotation | Vice President Reported **** | Months Since Last Activity Report *** | Account Balance | Donations for current Fiscal Year |
| | | | Number of times on status quo within last two years | If below 15 members appears | | | If net loss is greater than 20% appears | | | | If no report in 3 months appears in | When more than one year appears in | Number of repeat terms | Notes the officers that do not have an active | If no report at 12 months appears in red | | |
| Clubs less than two years old | | | | | | | | | | | | | | | | | |
| 154545 | Annamanada | 05/30/2023 | Active | 14 | 0 | 2 | -2 | -12.50% | 20 | 1 | 2 | | | N | M,SC | 6 | |
| 180048 | Ariyampadam | 12/18/2024 | Newly Chartered | 22 | 22 | 0 | 22 | 100.00% | 0 | | 0 | | | N | M,SC | 0 | |
| 155131 | Attapadi | 07/10/2023 | Active | 23 | 0 | 0 | 0 | 0.00% | 23 | | 7 | | 2 | | M,VP,SC | 6 | |
| 154897 | Attappadi Agali | 06/22/2023 | Cancelled(8*) | 0 | 0 | 21 | -21 | -100.00% | 21 | 2 | 1 | | None | | P,S,T,M,VP SC | 6 | 90+ Days |
| 156685 | Dhoni Lead College of Management | 11/30/2023 | Active(1) | 115 | 142 | 128 | 14 | 13.86% | 51 | 1 | 0 | | | N | SC | 6 | |
| 173646 | Irinjalakuda Christ College Autonomous | 07/22/2024 | Active | 24 | 24 | 0 | 24 | 100.00% | 0 | | 4 | | | | T,M,VP,SC | 6 | |
| 179910 | Irinjalakuda St Josephs College Autonomous | 12/18/2024 | Newly Chartered | 20 | 20 | 0 | 20 | 100.00% | 0 | | 1 | | | | M,VP,SC | N/R | |
| 156173 | Irinjalakuda Town | 09/29/2023 | Active | 24 | 3 | 1 | 2 | 9.09% | 26 | 1 | 0 | | 2 | N | M,SC | 3 | 90+ Days |
| 156254 | Kuttippuram | 09/29/2023 | Active | 41 | 6 | 1 | 5 | 13.89% | 37 | 1 | 0 | | 2 | | M,VP,SC | 5 | |
| 156282 | Mala Mets Group of Institutions | 10/05/2023 | Active | 22 | 5 | 3 | 2 | 10.00% | 20 | 1 | 3 | | 2 | | S,T,M,VP,SC | 5 | 90+ Days |
| 156710 | Mannarkkad Kunthipuzha | 01/10/2024 | Active | 22 | 0 | 1 | -1 | -4.35% | 23 | 1 | 1 | | 2 | | M,VP,SC | 1 | 90+ Days |
| 153966 | Nemmara | 03/27/2023 | Active | 24 | 0 | 0 | 0 | 0.00% | 25 | | 8 | | 3 | | T,M,VP,SC | 6 | |
| 175265 | Olavakkode | 07/22/2024 | Active | 36 | 37 | 1 | 36 | 100.00% | 0 | 0 | 0 | | | N | M,SC | 3 | |
| 155159 | Ollur Town | 07/31/2023 | Active | 26 | 2 | 7 | -5 | -16.13% | 31 | 1 | 2 | | 2 | | M,VP,SC | 3 | |
| 153957 | Palakkad Dream City | 03/30/2023 | Active | 25 | 0 | 1 | -1 | -3.85% | 26 | 1 | 0 | | | N | M,VP,SC | 0 | 90+ Days |
| 180245 | Palakkad Galaxy | 01/07/2025 | Newly Chartered | 20 | 20 | 0 | 20 | 100.00% | 0 | | 0 | | | N | M,VP,SC | 0 | |
| 179788 | Palakkad Legends | 11/28/2024 | Newly Chartered | 23 | 23 | 0 | 23 | 100.00% | 0 | | 1 | | | N | M,SC | 0 | |
| 180276 | Palakkad Pride | 01/13/2025 | Newly Chartered | 22 | 22 | 0 | 22 | 100.00% | 0 | | 0 | | | N | | 0 | |
| 156278 | Thiruvalli | 10/06/2023 | Active | 43 | 7 | 11 | -4 | -8.51% | 31 | 1 | 0 | | 2 | R | M,SC | 0 | |
| Exc Award (06/30/2024) | | | | | | | | | | | | | | | | | |
| 155936 | Thrissur Fort | 09/05/2023 | Active | 28 | 5 | 0 | 5 | 21.74% | 23 | | 4 | | 2 | R | M,SC | 6 | |



Club Health Assessment for District 318 D through January 2025

| | | | Status | Membership | | | | | | | Reports | | | | | Finance | | LCIF |
|---|--|--------------|---|-----------------------------|-------------------|---------------------|----------------|---|----------------------------|--|-------------------------------------|------------------------------------|------------------------|---|--|-----------------|-----------------------------------|----------|
| Club Number | Club Name | Charter Date | | Current Member Count | YTD Members Added | YTD Members Dropped | YTD Net Growth | YTD Net Growth% | Member Count 12 Months Ago | Avg. length of service for dropped members | Months Since Last MMR *** | Yrs. Since Last Officer Report | President Rotation | Vice President Reported **** | Months Since Last Activity Report *** | Account Balance | Donations for current Fiscal Year | |
| | | | Number of times on status quo within last two years | If below 15 members appears | | | | If net loss is greater than 20% appears | | | If no report in 3 months appears in | When more than one year appears in | Number of repeat terms | Notes the officers that do not have an active | If no report at 12 months appears in red | | | |
| 172059 | Thrissur Heritage | 06/17/2024 | Active | 16 | 0 | 4 | -4 | -20.00% | 0 | 1 | 1 | | 2 | VP,SC | N/R | 90+ Days | \$901.46 | |
| 173269 | THRISSUR KINGS | 07/05/2024 | Active | 20 | 21 | 1 | 20 | 100.00% | 0 | 0 | 3 | | 2 | N | P,M,VP,SC | | | 3 |
| 154894 | Thrissur Medical University Town | 06/20/2023 | Active | 25 | 0 | 0 | 0 | 0.00% | 25 | | 4 | | 3 | N | | | | 2 |
| 179453 | Thrissur Paramekkavu College of Arts And Science | 11/08/2024 | Newly Chartered | 21 | 21 | 0 | 21 | 100.00% | 0 | | 2 | | | VP,SC | N/R | | | |
| 155498 | Thrissur Sree Vadakkumnathan Round | 08/07/2023 | Active | 28 | 7 | 1 | 6 | 27.27% | 21 | 1 | 6 | | 2 | N | T,M,SC | | | 0 |
| 153789 | Thrissur Young Turks | 03/06/2023 | Active | 15 | 0 | 0 | 0 | 0.00% | 15 | | 0 | | | | M,VP,SC | | | 6 |
| 157735 | Triprayar Temple City | 04/10/2024 | Active | 23 | 0 | 0 | 0 | 0.00% | 0 | | 7 | | | N | SC | | | 2 |
| 158033 | Vellangallur Town | 05/20/2024 | Active | 22 | 6 | 0 | 6 | 37.50% | 0 | | 6 | | 2 | N | VP | | | 6 |
| Clubs more than two years old | | | | | | | | | | | | | | | | | | |
| 105916 | ALAGAPPANAGAR | 06/22/2009 | Active | 26 | 0 | 0 | 0 | 0.00% | 26 | | 7 | | | T,M,VP,SC | 6 | \$900.27 | | |
| Exc Award (06/30/2017, 06/30/2019, 06/30/20 | | | | | | | | | | | | | | | | | | |
| 130218 | Alanallur | 03/07/2017 | Active(3) | 25 | 0 | 0 | 0 | 0.00% | 30 | | 7 | | | M,VP,SC | 4 | | | |
| Exc Award (06/30/2018, 06/30/2023) | | | | | | | | | | | | | | | | | | |
| 93622 | ALATHUR | 12/07/2005 | Active | 29 | 0 | 0 | 0 | 0.00% | 29 | | 8 | | | N | S,M,VP,SC | | | 4 |
| Exc Award (06/30/2017, 06/30/2019, 06/30/20 | | | | | | | | | | | | | | | | | | |
| 109208 | AMALA NAGAR | 09/09/2010 | Active | 62 | 11 | 6 | 5 | 8.77% | 53 | 6 | 0 | | | N | S,SC | | | 0 |
| Exc Award (06/30/2017, 06/30/2019, 06/30/20 | | | | | | | | | | | | | | | | | | |
| 135051 | Angadippuram | 06/06/2018 | Active(1) | 8 | 0 | 0 | 0 | 0.00% | 10 | | 6 | | 2 | | M,VP,SC | | | 6 |
| Exc Award (06/30/2019, 06/30/2020) | | | | | | | | | | | | | | | | | | |
| 130965 | Areacode | 05/23/2017 | Active | 24 | 0 | 0 | 0 | 0.00% | 19 | | 2 | | | N | S | | | 4 |
| Exc Award (06/30/2019, 06/30/2020, 06/30/20 | | | | | | | | | | | | | | | | | | |
| 110829 | ASHTAMICHIRA | 04/25/2011 | Active | 14 | 0 | 0 | 0 | 0.00% | 22 | | 2 | | | N | M | 3 | | |
| Exc Award (06/30/2017) | | | | | | | | | | | | | | | | | | |
| 140451 | Calicut University | 12/11/2019 | Active | 46 | 0 | 1 | -1 | -2.13% | 47 | 1 | 0 | | | N | M,SC | 0 | | |
| Exc Award (06/30/2020, 06/30/2021, 06/30/20 | | | | | | | | | | | | | | | | | | |
| 26687 | CHALAKUDY | 10/29/1968 | Active | 163 | 10 | 2 | 8 | 5.16% | 145 | 3 | 1 | | | N | M,SC | 0 | 90+ Days | \$900.27 |
| Exc Award (06/30/2016, 06/30/2017, 06/30/20 | | | | | | | | | | | | | | | | | | |



Club Health Assessment for District 318 D through January 2025

| | | | Status | Membership | | | | | | | Reports | | | | | Finance | | LCIF |
|---|---------------------------|--------------|---|-----------------------------|-------------------|---------------------|----------------|---|----------------------------|--|-------------------------------------|------------------------------------|------------------------|---|--|-----------------|-----------------------------------|------|
| Club Number | Club Name | Charter Date | | Current Member Count | YTD Members Added | YTD Members Dropped | YTD Net Growth | YTD Net Growth% | Member Count 12 Months Ago | Avg. length of service for dropped members | Months Since Last MMR *** | Yrs. Since Last Officer Report | President Rotation | Vice President Reported **** | Months Since Last Activity Report *** | Account Balance | Donations for current Fiscal Year | |
| | | | Number of times on status quo within last two years | If below 15 members appears | | | | If net loss is greater than 20% appears | | | If no report in 3 months appears in | When more than one year appears in | Number of repeat terms | Notes the officers that do not have an active | If no report at 12 months appears in red | | | |
| 42913 | CHAVAKKAD | 06/20/1983 | Active(1) | 25 | 3 | 3 | 0 | 0.00% | 26 | 6 | 2 | | | N | M,VP | 4 | \$901.46 | |
| Exc Award (06/30/2017, 06/30/2019) | | | | | | | | | | | | | | | | | | |
| 117743 | CHELAKKARA | 08/29/2012 | Active | 33 | 0 | 0 | 0 | 0.00% | 53 | | 7 | | | N | T,VP,SC | 3 | \$900.27 | |
| Exc Award (06/30/2017, 06/30/2019, 06/30/20 | | | | | | | | | | | | | | | | | | |
| 144271 | Chelari | 12/29/2020 | Active | 18 | 0 | 0 | 0 | 0.00% | 17 | | 7 | | | | M,VP,SC | 4 | | |
| Exc Award (06/30/2022, 06/30/2024) | | | | | | | | | | | | | | | | | | |
| 149489 | Chelembra | 01/25/2022 | Active | 31 | 0 | 0 | 0 | 0.00% | 30 | | 8 | | | N | M,VP | 3 | | |
| Exc Award (06/30/2024) | | | | | | | | | | | | | | | | | | |
| 59107 | CHENTRAPPINNI | 02/04/1997 | Cancelled(8*) | 0 | 0 | 12 | -12 | -100.00% | 18 | 9 | 1 | | None | | P,S,T,M,VP SC | 6 | 90+ Days | |
| Exc Award (06/30/2017, 06/30/2019) | | | | | | | | | | | | | | | | | | |
| 123764 | Cherpulassery | 12/09/2014 | Active | 31 | 1 | 0 | 1 | 3.33% | 30 | | 1 | | | N | M | 3 | | |
| Exc Award (06/30/2017, 06/30/2018, 06/30/20 | | | | | | | | | | | | | | | | | | |
| 142582 | Cherpulassery Renaissance | 08/17/2020 | Active | 55 | 11 | 1 | 10 | 22.22% | 45 | 2 | 1 | | | N | T,M | 0 | \$1,731.05 | |
| Exc Award (06/30/2021, 06/30/2022, 06/30/20 | | | | | | | | | | | | | | | | | | |
| 152962 | Cherpulassery Town | 12/06/2022 | Active | 33 | 1 | 1 | 0 | 0.00% | 35 | 12 | 0 | | | | M,VP,SC | 0 | | |
| Exc Award (06/30/2023) | | | | | | | | | | | | | | | | | | |
| 142191 | Cherukavu | 07/13/2020 | Active(1) | 15 | 0 | 4 | -4 | -21.05% | 19 | 3 | 1 | | | N | T,VP | 6 | | |
| Exc Award (06/30/2021, 06/30/2024) | | | | | | | | | | | | | | | | | | |
| 153467 | Chethallur | 01/18/2023 | Active(1) | 22 | 6 | 0 | 6 | 37.50% | 27 | | 1 | | | N | | 3 | | |
| Exc Award (06/30/2021, 06/30/2024) | | | | | | | | | | | | | | | | | | |
| 108660 | CHITTILAMCHERY | 06/28/2010 | Active(1) | 22 | 0 | 4 | -4 | -15.38% | 26 | 7 | 1 | | | N | T,SC | 6 | | |
| Exc Award (06/30/2017, 06/30/2019) | | | | | | | | | | | | | | | | | | |
| 124826 | Chittissery | 05/07/2015 | Active | 17 | 0 | 0 | 0 | 0.00% | 18 | | 7 | | | | P,M,VP,SC | 4 | | |
| Exc Award (06/30/2017, 06/30/2019, 06/30/20 | | | | | | | | | | | | | | | | | | |
| 53339 | CHITTUR | 06/16/1992 | Active | 26 | 1 | 27 | -26 | -50.00% | 46 | 8 | 0 | | | R | T,SC | 6 | | |
| Exc Award (06/30/2016, 06/30/2019, 06/30/20 | | | | | | | | | | | | | | | | | | |
| 116462 | CHOONDAL | 03/29/2012 | Active(2) | 23 | 0 | 0 | 0 | 0.00% | 21 | | 7 | | 2 | | M,VP,SC | 6 | | |
| Exc Award (06/30/2017, 06/30/2019) | | | | | | | | | | | | | | | | | | |
| 125844 | Edakara | 10/13/2015 | Active | 30 | 0 | 0 | 0 | 0.00% | 31 | | 7 | | | R | | 0 | | |
| Exc Award (06/30/2017, 06/30/2022, 06/30/20 | | | | | | | | | | | | | | | | | | |



Club Health Assessment for District 318 D through January 2025

| | | | Status | Membership | | | | | | | Reports | | | | | Finance | LCIF |
|-------------|--|--------------|---|-----------------------------|-------------------|---------------------|----------------|---|----------------------------|--|-------------------------------------|------------------------------------|------------------------|---|--|-----------------|-----------------------------------|
| Club Number | Club Name | Charter Date | | Current Member Count | YTD Members Added | YTD Members Dropped | YTD Net Growth | YTD Net Growth% | Member Count 12 Months Ago | Avg. length of service for dropped members | Months Since Last MMR *** | Yrs. Since Last Officer Report | President Rotation | Vice President Reported **** | Months Since Last Activity Report *** | Account Balance | Donations for current Fiscal Year |
| | | | Number of times on status quo within last two years | If below 15 members appears | | | | If net loss is greater than 20% appears | | | If no report in 3 months appears in | When more than one year appears in | Number of repeat terms | Notes the officers that do not have an active | If no report at 12 months appears in red | | |
| 58810 | EDAMUTTAM | 10/29/1996 | Active | 24 | 0 | 0 | 0 | 0.00% | 24 | | 5 | | | M,VP,SC | 6 | | |
| | Exc Award (06/30/2017, 06/30/2024) | | | | | | | | | | | | | | | | |
| 122276 | Edappal | 05/21/2014 | Active | 42 | 3 | 4 | -1 | -2.33% | 37 | 5 | 1 | | | M,VP,SC | 3 | | |
| | Exc Award (06/30/2017, 06/30/2019, 06/30/2024) | | | | | | | | | | | | | | | | |
| 136057 | Elanad | 08/01/2018 | Active | 24 | 8 | 15 | -7 | -22.58% | 26 | 5 | 1 | | N | | 6 | | |
| | Exc Award (06/30/2019, 06/30/2021, 06/30/2024) | | | | | | | | | | | | | | | | |
| 152402 | Elinjipra Chowk | 01/12/2023 | Active | 24 | 3 | 0 | 3 | 14.29% | 22 | | 0 | | N | S | 5 | | \$900.27 |
| | Exc Award (06/30/2024) | | | | | | | | | | | | | | | | |
| 58430 | ENGADIYUR | 06/12/1996 | Active | 33 | 0 | 0 | 0 | 0.00% | 34 | | 7 | | N | VP | 0 | | |
| | Exc Award (06/30/2017, 06/30/2019, 06/30/2024) | | | | | | | | | | | | | | | | |
| 133699 | Eranad | 01/30/2018 | Active | 26 | 0 | 1 | -1 | -3.70% | 38 | 13 | 2 | | N | M,SC | 6 | | |
| | Exc Award (06/30/2019, 06/30/2020, 06/30/2024) | | | | | | | | | | | | | | | | |
| 111327 | ERUMAPETTY | 06/10/2011 | Active(1) | 13 | 0 | 0 | 0 | 0.00% | 16 | | 5 | | | M,VP,SC | 0 | | |
| | Exc Award (06/30/2020, 06/30/2021) | | | | | | | | | | | | | | | | |
| 130886 | Guruvayoor Temple City | 05/15/2017 | Active(1) | 15 | 0 | 2 | -2 | -11.76% | 26 | 6 | 1 | | | M,VP,SC | 1 | | |
| | Exc Award (06/30/2019) | | | | | | | | | | | | | | | | |
| 53768 | GURUVAYUR | 10/28/1992 | Active | 84 | 0 | 0 | 0 | 0.00% | 85 | | 6 | | | S,M,VP,SC | 2 | | |
| | Exc Award (06/30/2017, 06/30/2019, 06/30/2024) | | | | | | | | | | | | | | | | |
| 137527 | Guruvayur Players | 06/17/2019 | Active(3) | 6 | 0 | 0 | 0 | 0.00% | 6 | | 0 | | 2 | T,M,VP,SC | 5 | | |
| 142165 | Guruvayur Temple Town | 07/13/2020 | Status Quo(2) | 15 | 4 | 0 | 4 | 36.36% | 13 | | 4 | | | T,M,VP,SC | 6 | 90+ Days | |
| 26696 | IRINJALAKUDA | 01/06/1964 | Active | 105 | 2 | 0 | 2 | 1.94% | 121 | | 1 | | N | | 5 | | \$1,902.07 |
| | Exc Award (06/30/2018, 06/30/2019, 06/30/2024) | | | | | | | | | | | | | | | | |
| 117192 | IRINJALAKUDA WEST | 06/18/2012 | Active | 24 | 0 | 0 | 0 | 0.00% | 24 | | 7 | | | T,M,VP,SC | 5 | | |
| | Exc Award (06/30/2016, 06/30/2017) | | | | | | | | | | | | | | | | |
| 153203 | Kadukutty | 12/12/2022 | Active | 36 | 0 | 0 | 0 | 0.00% | 31 | | 9 | | | S,T,M,VP,SC | 6 | | |
| | Exc Award (06/30/2024) | | | | | | | | | | | | | | | | |
| 131193 | Kalikavu | 06/06/2017 | Active | 23 | 8 | 12 | -4 | -14.81% | 28 | 6 | 0 | | | P,T,M,VP,SC | 0 | | |
| | Exc Award (06/30/2019, 06/30/2023) | | | | | | | | | | | | | | | | |
| 95900 | KALLADIKODE | 02/23/2006 | Active(1) | 35 | 6 | 1 | 5 | 16.67% | 30 | 7 | 2 | | N | S,M,VP,SC | 0 | | |



Club Health Assessment for District 318 D through January 2025

| | | | Status | Membership | | | | | | | Reports | | | | | Finance | | LCIF |
|--|------------------|--------------|---|-----------------------------|-------------------|---------------------|----------------|---|----------------------------|--|-------------------------------------|------------------------------------|------------------------|---|--|-----------------|-----------------------------------|------|
| Club Number | Club Name | Charter Date | | Current Member Count | YTD Members Added | YTD Members Dropped | YTD Net Growth | YTD Net Growth% | Member Count 12 Months Ago | Avg. length of service for dropped members | Months Since Last MMR *** | Yrs. Since Last Officer Report | President Rotation | Vice President Reported **** | Months Since Last Activity Report *** | Account Balance | Donations for current Fiscal Year | |
| | | | Number of times on status quo within last two years | If below 15 members appears | | | | If net loss is greater than 20% appears | | | If no report in 3 months appears in | When more than one year appears in | Number of repeat terms | Notes the officers that do not have an active | If no report at 12 months appears in red | | | |
| Exc Award (06/30/2017, 06/30/2023) | | | | | | | | | | | | | | | | | | |
| 57542 | KALLETUMKARA | 11/29/1995 | Active(1) | 39 | 1 | 3 | -2 | -4.88% | 41 | 6 | 3 | | | N | M,SC | 0 | \$901.46 | |
| Exc Award (06/30/2017, 06/30/2019, 06/30/2023) | | | | | | | | | | | | | | | | | | |
| 125710 | Kallur | 09/04/2015 | Active(1) | 18 | 1 | 3 | -2 | -10.00% | 27 | 7 | 1 | | | N | P,M,VP | 6 | | |
| Exc Award (06/30/2017, 06/30/2018, 06/30/2023) | | | | | | | | | | | | | | | | | | |
| 150375 | Kanipayyur | 04/11/2022 | Active(2) | 8 | 0 | 0 | 0 | 0.00% | 8 | | 8 | | | | M,VP,SC | 6 | | |
| 58299 | KANJANI | 05/23/1996 | Active | 25 | 2 | 0 | 2 | 8.70% | 23 | | 3 | | 2 | | M,VP,SC | 0 | | |
| Exc Award (06/30/2017, 06/30/2019) | | | | | | | | | | | | | | | | | | |
| 126440 | Kanjany Central | 03/01/2016 | Active | 36 | 0 | 0 | 0 | 0.00% | 40 | | 1 | | | N | M | 6 | | |
| Exc Award (06/30/2017, 06/30/2022, 06/30/2023) | | | | | | | | | | | | | | | | | | |
| 136062 | Karukaputhoor | 08/07/2018 | Active(3) | 20 | 4 | 0 | 4 | 25.00% | 20 | | 5 | | | N | M,SC | 3 | | |
| 64834 | KARUVANNUR | 12/14/2001 | Active | 27 | 2 | 0 | 2 | 8.00% | 34 | | 6 | | | N | P,T,M | 6 | | |
| Exc Award (06/30/2017, 06/30/2018, 06/30/2023) | | | | | | | | | | | | | | | | | | |
| 57743 | KATTOOR | 01/05/1996 | Active | 59 | 0 | 2 | -2 | -3.28% | 60 | 7 | 1 | | | N | T,M,SC | 1 | \$3,613.65 | |
| Exc Award (06/30/2017, 06/30/2019, 06/30/2023) | | | | | | | | | | | | | | | | | | |
| 56873 | KECHERY | 04/24/1995 | Active | 16 | 5 | 8 | -3 | -15.79% | 20 | 10 | 2 | | | N | T,VP,SC | 6 | | |
| Exc Award (06/30/2017, 06/30/2019, 06/30/2023) | | | | | | | | | | | | | | | | | | |
| 46943 | KODAKARA | 02/09/1987 | Active | 37 | 10 | 2 | 8 | 27.59% | 24 | 10 | 1 | | | N | VP,SC | 0 | | |
| Exc Award (06/30/2017, 06/30/2019) | | | | | | | | | | | | | | | | | | |
| 97347 | KODANNUR | 06/20/2006 | Active | 20 | 0 | 0 | 0 | 0.00% | 19 | | 5 | | | N | S,M,SC | 0 | | |
| Exc Award (06/30/2019, 06/30/2024) | | | | | | | | | | | | | | | | | | |
| 26693 | KODUNGALLUR | 02/02/1969 | Active | 97 | 13 | 0 | 13 | 15.48% | 113 | | 0 | | | N | | 0 | | |
| Exc Award (06/30/2017, 06/30/2022, 06/30/2023) | | | | | | | | | | | | | | | | | | |
| 57923 | KOMBODINJAMAKKAL | 02/29/1996 | Active | 16 | 0 | 2 | -2 | -11.11% | 18 | 2 | 5 | | | R | M | 3 | | |
| Exc Award (06/30/2023) | | | | | | | | | | | | | | | | | | |
| 144199 | Kondotty | 12/28/2020 | Active(1) | 20 | 0 | 0 | 0 | 0.00% | 20 | | 3 | | 2 | | M,VP,SC | 6 | | |
| 128979 | Kondotty Town | 10/06/2016 | Active | 16 | 0 | 4 | -4 | -20.00% | 18 | 2 | 1 | | | | T,M,VP,SC | 2 | | |
| Exc Award (06/30/2017, 06/30/2020, 06/30/2023) | | | | | | | | | | | | | | | | | | |
| 136426 | Kongad | 09/27/2018 | Active | 65 | 0 | 3 | -3 | -4.41% | 61 | 4 | 2 | | | N | T,M,SC | 4 | | |



Club Health Assessment for District 318 D through January 2025

| | | | Status | Membership | | | | | | | Reports | | | | | Finance | | LCIF |
|---|-----------------------|--------------|---|-----------------------------|-------------------|---------------------|----------------|-----------------|---|--|---------------------------|-------------------------------------|------------------------------------|------------------------------|---|--|-----------------------------------|------|
| Club Number | Club Name | Charter Date | | Current Member Count | YTD Members Added | YTD Members Dropped | YTD Net Growth | YTD Net Growth% | Member Count 12 Months Ago | Avg. length of service for dropped members | Months Since Last MMR *** | Yrs. Since Last Officer Report | President Rotation | Vice President Reported **** | Months Since Last Activity Report *** | Account Balance | Donations for current Fiscal Year | |
| | | | Number of times on status quo within last two years | If below 15 members appears | | | | | If net loss is greater than 20% appears | | | If no report in 3 months appears in | When more than one year appears in | Number of repeat terms | Notes the officers that do not have an active | If no report at 12 months appears in red | | |
| 51444 | KOORKKENCHERY | 03/20/1991 | Active | 40 | 8 | 2 | 6 | 17.65% | 34 | 17 | 1 | | | N | T,SC | 3 | \$900.27 | |
| Exc Award (06/30/2017, 06/30/2019, 06/30/20 | | | | | | | | | | | | | | | | | | |
| 151079 | Koppam | 06/20/2022 | Active(1) | 17 | 0 | 0 | 0 | 0.00% | 25 | | 2 | | | N | M | 1 | | |
| 57924 | KORATTY | 02/29/1996 | Active | 113 | 0 | 0 | 0 | 0.00% | 110 | | 5 | | | N | VP,SC | 0 | | |
| Exc Award (06/30/2017, 06/30/2018, 06/30/20 | | | | | | | | | | | | | | | | | | |
| 64860 | KOTTAKKAL HERBAL CITY | 12/26/2001 | Active | 50 | 3 | 0 | 3 | 6.38% | 42 | | 3 | | | | M,VP,SC | 5 | \$1,800.54 | |
| Exc Award (06/30/2017, 06/30/2019, 06/30/20 | | | | | | | | | | | | | | | | | | |
| 148127 | Kottakkal Town | 09/17/2021 | Active | 5 | 0 | 0 | 0 | 0.00% | 5 | | 6 | | | | M,VP,SC | 6 | | |
| 44147 | KOZHINJAMPARA | 06/28/1984 | Active | 67 | 4 | 1 | 3 | 4.69% | 68 | 6 | 1 | | | | S,T,M,VP,SC | 4 | | |
| Exc Award (06/30/2017, 06/30/2018, 06/30/20 | | | | | | | | | | | | | | | | | | |
| 152226 | Kumaramputhur | 08/22/2022 | Active(1) | 41 | 12 | 5 | 7 | 20.59% | 33 | 2 | 1 | | | N | | 2 | 90+ Days | |
| 26703 | KUNNAMKULAM | 05/29/1965 | Active | 91 | 5 | 7 | -2 | -2.15% | 89 | 11 | 2 | | | N | | 1 | | |
| Exc Award (06/30/2019, 06/30/2021, 06/30/20 | | | | | | | | | | | | | | | | | | |
| 110719 | KURIACHIRA | 04/04/2011 | Active | 41 | 6 | 2 | 4 | 10.81% | 39 | 1 | 1 | | | | M,VP,SC | 5 | | |
| Exc Award (06/30/2017, 06/30/2018, 06/30/20 | | | | | | | | | | | | | | | | | | |
| 99866 | KUTTIKAD | 06/29/2007 | Active | 64 | 0 | 1 | -1 | -1.54% | 62 | 17 | 5 | | | | S,T,M,VP,SC | 0 | 90+ Days | |
| Exc Award (06/30/2017, 06/30/2019, 06/30/20 | | | | | | | | | | | | | | | | | | |
| 123896 | Kuzhalmannam | 12/30/2014 | Active | 38 | 10 | 1 | 9 | 31.03% | 26 | 0 | 0 | | | N | T,M,SC | 0 | | |
| Exc Award (06/30/2017, 06/30/2019, 06/30/20 | | | | | | | | | | | | | | | | | | |
| 109476 | KUZHUR | 10/08/2010 | Active | 15 | 0 | 0 | 0 | 0.00% | 11 | | 8 | | 2 | R | S,T,M,VP,SC | 0 | | |
| Exc Award (06/30/2017, 06/30/2024) | | | | | | | | | | | | | | | | | 90+ Days | |
| 29335 | MALA | 05/03/1974 | Active | 63 | 1 | 5 | -4 | -5.97% | 69 | 9 | 1 | | | N | T,M,VP,SC | 0 | | |
| Exc Award (06/30/2017, 06/30/2021, 06/30/20 | | | | | | | | | | | | | | | | | | |
| 148241 | Malampuzha | 09/24/2021 | Active(1) | 28 | 15 | 0 | 15 | 115.38% | 13 | | 0 | | 2 | | T,M,VP,SC | 5 | | |
| 125692 | Malappuram | 09/09/2015 | Active | 19 | 0 | 1 | -1 | -5.00% | 19 | 2 | 4 | | | | M,VP,SC | 1 | | |
| Exc Award (06/30/2017, 06/30/2019, 06/30/20 | | | | | | | | | | | | | | | | | 90+ Days | |
| 153440 | Malappuram Up Hill | 01/12/2023 | Active | 43 | 0 | 1 | -1 | -2.27% | 33 | 2 | 1 | | | N | | 0 | | |
| Exc Award (06/30/2024) | | | | | | | | | | | | | | | | | | |



Club Health Assessment for District 318 D through January 2025

| | | | Status | Membership | | | | | | | Reports | | | | | Finance | LCIF |
|---|--------------------|--------------|---|-----------------------------|-------------------|---------------------|----------------|-----------------|---|--|---------------------------|-------------------------------------|------------------------------------|------------------------------|---|--|-----------------------------------|
| Club Number | Club Name | Charter Date | | Current Member Count | YTD Members Added | YTD Members Dropped | YTD Net Growth | YTD Net Growth% | Member Count 12 Months Ago | Avg. length of service for dropped members | Months Since Last MMR *** | Yrs. Since Last Officer Report | President Rotation | Vice President Reported **** | Months Since Last Activity Report *** | Account Balance | Donations for current Fiscal Year |
| | | | Number of times on status quo within last two years | If below 15 members appears | | | | | If net loss is greater than 20% appears | | | If no report in 3 months appears in | When more than one year appears in | Number of repeat terms | Notes the officers that do not have an active | If no report at 12 months appears in red | |
| 108500 | MANAKULANGARA | 06/02/2010 | Active(1) | 12 | 0 | 0 | 0 | 0.00% | 14 | | 5 | | | N | T,SC | 1 | |
| Exc Award (06/30/2017, 06/30/2019) | | | | | | | | | | | | | | | | | |
| 58343 | MANJERI | 05/29/1996 | Active | 51 | 0 | 0 | 0 | 0.00% | 43 | | 6 | | | | P,M,VP,SC | 2 | |
| Exc Award (06/30/2017, 06/30/2019, 06/30/20 | | | | | | | | | | | | | | | | | |
| 137761 | Manjeri Central | 04/11/2019 | Active | 36 | 12 | 1 | 11 | 44.00% | 25 | 5 | 2 | | | N | | 5 | |
| Exc Award (06/30/2020, 06/30/2024) | | | | | | | | | | | | | | | | | |
| 105918 | MANJERI TOWN | 06/22/2009 | Active | 29 | 0 | 0 | 0 | 0.00% | 29 | | 7 | | | | M,VP,SC | 3 | |
| Exc Award (06/30/2017, 06/30/2021, 06/30/20 | | | | | | | | | | | | | | | | | |
| 97350 | MANNARKKAD | 06/20/2006 | Active | 40 | 5 | 2 | 3 | 8.11% | 36 | 1 | 1 | | | N | T,M,VP | 6 | 90+ Days |
| Exc Award (06/30/2017) | | | | | | | | | | | | | | | | | \$10.00 |
| 42625 | MANNUTHY | 04/26/1983 | Status Quo(1) | 32 | 5 | 0 | 5 | 18.52% | 27 | | 3 | | 2 | | T,M,VP,SC | 6 | 90+ Days |
| Exc Award (06/30/2016, 06/30/2017, 06/30/20 | | | | | | | | | | | | | | | | | |
| 124357 | Mannuthy Agri City | 03/13/2015 | Active | 35 | 0 | 0 | 0 | 0.00% | 35 | | 6 | | | N | | 5 | |
| Exc Award (06/30/2017, 06/30/2018, 06/30/20 | | | | | | | | | | | | | | | | | |
| 108097 | MARATHAKKARA | 04/13/2010 | Active(1) | 18 | 0 | 0 | 0 | 0.00% | 18 | | 9 | | | | S,T,M,VP,SC | 6 | |
| Exc Award (06/30/2017, 06/30/2019, 06/30/20 | | | | | | | | | | | | | | | | | |
| 148590 | Mayannur | 10/18/2021 | Active(1) | 17 | 5 | 15 | -10 | -37.04% | 27 | 2 | 1 | | | N | P,T,M | 3 | |
| Exc Award (06/30/2023) | | | | | | | | | | | | | | | | | |
| 131169 | Melarcode | 06/05/2017 | Active(1) | 18 | 0 | 0 | 0 | 0.00% | 18 | | 6 | | | | M,VP,SC | 6 | |
| Exc Award (06/30/2019) | | | | | | | | | | | | | | | | | |
| 130362 | Melattur | 03/20/2017 | Active | 27 | 2 | 5 | -3 | -10.00% | 26 | 5 | 1 | | | N | VP | 1 | \$305.48 |
| Exc Award (06/30/2019, 06/30/2022, 06/30/20 | | | | | | | | | | | | | | | | | |
| 153155 | Meloor | 12/07/2022 | Active | 45 | 2 | 0 | 2 | 4.65% | 44 | | 5 | | | N | SC | 2 | |
| Exc Award (06/30/2024) | | | | | | | | | | | | | | | | | |
| 148635 | Mullurkkara | 10/25/2021 | Active | 21 | 3 | 1 | 2 | 10.53% | 22 | 3 | 1 | | | R | | 0 | |
| Exc Award (06/30/2023) | | | | | | | | | | | | | | | | | |
| 140348 | Mundur | 12/06/2019 | Active | 36 | 0 | 0 | 0 | 0.00% | 35 | | 4 | | | N | P,M | 0 | |
| Exc Award (06/30/2020, 06/30/2021, 06/30/20 | | | | | | | | | | | | | | | | | |
| 137005 | Muthuvara | 12/26/2018 | Active | 32 | 4 | 0 | 4 | 14.29% | 26 | | 2 | | 2 | R | VP,SC | 0 | |



Club Health Assessment for District 318 D through January 2025

| | | | Status | Membership | | | | | | | Reports | | | | | Finance | | LCIF |
|--|-------------------------------|--------------|---|-----------------------------|-------------------|---------------------|----------------|-----------------|---|--|---------------------------|-------------------------------------|------------------------------------|------------------------------|---|--|-----------------------------------|------|
| Club Number | Club Name | Charter Date | | Current Member Count | YTD Members Added | YTD Members Dropped | YTD Net Growth | YTD Net Growth% | Member Count 12 Months Ago | Avg. length of service for dropped members | Months Since Last MMR *** | Yrs. Since Last Officer Report | President Rotation | Vice President Reported **** | Months Since Last Activity Report *** | Account Balance | Donations for current Fiscal Year | |
| | | | Number of times on status quo within last two years | If below 15 members appears | | | | | If net loss is greater than 20% appears | | | If no report in 3 months appears in | When more than one year appears in | Number of repeat terms | Notes the officers that do not have an active | If no report at 12 months appears in red | | |
| Exc Award (06/30/2020, 06/30/2023, 06/30/2024) | 144628 Naduvath | 12/30/2020 | Active | 24 | 2 | 6 | -4 | -14.29% | 30 | 3 | 1 | | | N T | 4 | | | |
| Exc Award (06/30/2023) | 153127 Nattika | 12/07/2022 | Active | 29 | 13 | 21 | -8 | -21.62% | 35 | 2 | 0 | | | N T | 1 | 90+ Days | | |
| Exc Award (06/30/2023) | 142106 Nediyruppu | 07/09/2020 | Active | 17 | 1 | 8 | -7 | -29.17% | 19 | 3 | 1 | | | | M,VP,SC | 1 | | |
| Exc Award (06/30/2021, 06/30/2022, 06/30/2024) | 26712 NILAMBUR | 07/20/1972 | Active | 40 | 1 | 1 | 0 | 0.00% | 38 | 11 | 2 | | 2 | N | M,VP,SC | 3 | | |
| Exc Award (06/30/2017, 06/30/2024) | 131239 Nilambur Teak City | 06/09/2017 | Active | 27 | 0 | 1 | -1 | -3.57% | 24 | 7 | 2 | | 2 | N | | 1 | | |
| Exc Award (06/30/2021, 06/30/2024) | 122593 Olarikara | 06/23/2014 | Cancelled(8*) | 0 | 0 | 18 | -18 | -100.00% | 18 | 7 | 4 | | None | | P,S,T,M,VP SC | 6 | 90+ Days | |
| Exc Award (06/30/2019, 06/30/2020) | 26713 OLLUR | 01/02/1970 | Active | 157 | 15 | 1 | 14 | 9.79% | 143 | 0 | 1 | | | N M | 1 | | \$3,556.75 | |
| Exc Award (06/30/2018, 06/30/2019, 06/30/2020) | 93628 OTTAPALAM | 12/16/2005 | Active | 48 | 0 | 0 | 0 | 0.00% | 50 | | 6 | | | N | | 0 | | |
| Exc Award (06/30/2017, 06/30/2018, 06/30/2020) | 138335 Palakkad Chamber | 06/11/2019 | Active | 32 | 16 | 9 | 7 | 28.00% | 27 | 2 | 0 | | | R | | 0 | | |
| Exc Award (06/30/2022) | 68626 PALAKKAD CHANDRANAGAR | 04/15/2003 | Active | 57 | 6 | 0 | 6 | 11.76% | 53 | | 2 | | | N | | 1 | 90+ Days | |
| Exc Award (06/30/2017, 06/30/2019, 06/30/2020) | 60711 PALAKKAD FORT-TOWN | 04/28/1998 | Active | 57 | 1 | 2 | -1 | -1.72% | 57 | 15 | 2 | | | N | | 0 | | |
| Exc Award (06/30/2017, 06/30/2019, 06/30/2020) | 129726 Palakkad Heritage City | 01/19/2017 | Active | 50 | 0 | 0 | 0 | 0.00% | 52 | | 7 | | | | T,VP | 5 | 90+ Days | |
| Exc Award (06/30/2019, 06/30/2020, 06/30/2024) | 144952 Palakkad Poly Junction | 02/18/2021 | Active | 28 | 5 | 1 | 4 | 16.67% | 27 | 2 | 1 | | | N | T,M,SC | 0 | | |
| Exc Award (06/30/2022, 06/30/2023) | 92381 PALAKKAL | 12/21/2005 | Active(1) | 22 | 0 | 0 | 0 | 0.00% | 23 | | 7 | | | | M,VP,SC | 3 | | |
| Exc Award (06/30/2017, 06/30/2019) | | | | | | | | | | | | | | | | | | |




Club Health Assessment for District 318 D through January 2025

| | | | Status | Membership | | | | | | | Reports | | | | | Finance | | LCIF |
|-------------|--|--------------|---|-----------------------------|-------------------|---------------------|----------------|---|----------------------------|--|-------------------------------------|------------------------------------|------------------------|---|--|-----------------|-----------------------------------|------|
| Club Number | Club Name | Charter Date | | Current Member Count | YTD Members Added | YTD Members Dropped | YTD Net Growth | YTD Net Growth% | Member Count 12 Months Ago | Avg. length of service for dropped members | Months Since Last MMR *** | Yrs. Since Last Officer Report | President Rotation | Vice President Reported **** | Months Since Last Activity Report *** | Account Balance | Donations for current Fiscal Year | |
| | | | Number of times on status quo within last two years | If below 15 members appears | | | | If net loss is greater than 20% appears | | | If no report in 3 months appears in | When more than one year appears in | Number of repeat terms | Notes the officers that do not have an active | If no report at 12 months appears in red | | | |
| 26715 | PALGHAT | 04/09/1960 | Active | 100 | 3 | 1 | 2 | 2.04% | 92 | 1 | 4 | | | N | 3 | | \$1,800.54 | |
| | Exc Award (06/30/2017, 06/30/2022, 06/30/2024) | | | | | | | | | | | | | | | | | |
| 66806 | PANANCHERY | 11/11/2002 | Active | 56 | 0 | 0 | 0 | 0.00% | 58 | | 2 | | | N VP | 0 | | | |
| | Exc Award (06/30/2019, 06/30/2021, 06/30/2024) | | | | | | | | | | | | | | | | | |
| 130032 | Pandikkad | 03/07/2017 | Active(1) | 20 | 2 | 7 | -5 | -20.00% | 20 | 1 | 1 | | | R S,M | 0 | | | |
| | Exc Award (06/30/2019, 06/30/2022) | | | | | | | | | | | | | | | | | |
| 116061 | PARAPPANANGADI | 02/13/2012 | Active | 27 | 0 | 1 | -1 | -3.57% | 28 | 12 | 5 | | | M,VP,SC | 6 | | | |
| | Exc Award (06/30/2017, 06/30/2021, 06/30/2024) | | | | | | | | | | | | | | | | | |
| 120905 | Paravattani | 12/09/2013 | Active | 17 | 2 | 0 | 2 | 13.33% | 16 | | 1 | | | M,VP,SC | 0 | | | |
| | Exc Award (06/30/2017) | | | | | | | | | | | | | | | | | |
| 148863 | Pariyaram | 11/24/2021 | Active | 25 | 0 | 1 | -1 | -3.85% | 26 | 1 | 2 | | | N | 6 | | | |
| | Exc Award (06/30/2024) | | | | | | | | | | | | | | | | | |
| 93623 | PATTAMBI | 12/19/2005 | Active(1) | 42 | 0 | 0 | 0 | 0.00% | 39 | | 4 | | | N | 5 | | | |
| | Exc Award (06/30/2017, 06/30/2019, 06/30/2024) | | | | | | | | | | | | | | | | | |
| 127998 | Pavaratty | 06/23/2016 | Active | 33 | 0 | 1 | -1 | -2.94% | 34 | 7 | 3 | | | N T,VP | 2 | | | |
| | Exc Award (06/30/2017, 06/30/2019, 06/30/2024) | | | | | | | | | | | | | | | | | |
| 137366 | Pavaratty Royal | 02/10/2019 | Active | 26 | 5 | 8 | -3 | -10.34% | 24 | 2 | 0 | | 3 | M,VP,SC | 0 | | | |
| | Exc Award (06/30/2023, 06/30/2024) | | | | | | | | | | | | | | | | | |
| 149221 | Pazhambalacode | 01/18/2022 | Active | 10 | 2 | 1 | 1 | 11.11% | 7 | 0 | 6 | | | VP,SC | 6 | | \$50.00 | |
| | Exc Award (06/30/2024) | | | | | | | | | | | | | | | | | |
| 121032 | Pazhayannur | 12/30/2013 | Active | 42 | 3 | 2 | 1 | 2.44% | 40 | 5 | 1 | | | N | 0 | | | |
| | Exc Award (06/30/2019, 06/30/2020, 06/30/2024) | | | | | | | | | | | | | | | | | |
| 152560 | Pazhayannur Town | 09/13/2022 | Active | 26 | 1 | 2 | -1 | -3.70% | 29 | 2 | 6 | | | N | 0 | | | |
| | Exc Award (06/30/2023, 06/30/2024) | | | | | | | | | | | | | | | | | |
| 123993 | Peechi Dam | 01/19/2015 | Active | 18 | 0 | 0 | 0 | 0.00% | 21 | | 7 | | | T,M,VP,SC | 3 | | | |
| | Exc Award (06/30/2017, 06/30/2019) | | | | | | | | | | | | | | | | | |
| 153156 | Perambra Dream City | 12/12/2022 | Active | 76 | 25 | 0 | 25 | 49.02% | 45 | | 0 | | | M,VP,SC | 5 | | \$910.45 | |
| | Exc Award (06/30/2024) | | | | | | | | | | | | | | | | | |
| 130518 | Perinchery | 03/27/2017 | Active | 32 | 6 | 0 | 6 | 23.08% | 35 | | 5 | | | M,VP,SC | 2 | | \$419.29 | |



Club Health Assessment for District 318 D through January 2025

|  | | | Status | Membership | | | | | | | Reports | | | | | Finance | LCIF |
|--|---------------------------|--------------|---|-----------------------------|-------------------|---------------------|----------------|-----------------|---|--|-------------------------------------|------------------------------------|------------------------|---|--|-----------------|-----------------------------------|
| Club Number | Club Name | Charter Date | | Current Member Count | YTD Members Added | YTD Members Dropped | YTD Net Growth | YTD Net Growth% | Member Count 12 Months Ago | Avg. length of service for dropped members | Months Since Last MMR *** | Yrs. Since Last Officer Report | President Rotation | Vice President Reported **** | Months Since Last Activity Report *** | Account Balance | Donations for current Fiscal Year |
| | | | Number of times on status quo within last two years | If below 15 members appears | | | | | If net loss is greater than 20% appears | | If no report in 3 months appears in | When more than one year appears in | Number of repeat terms | Notes the officers that do not have an active | If no report at 12 months appears in red | | |
| Exc Award (06/30/2019, 06/30/2024) | | | Active | 20 | 0 | 4 | -4 | -16.67% | 36 | 12 | 1 | | 2 | M,VP,SC | 3 | | |
| 63368 | PERINGOTTUKARA | 06/26/2000 | | | | | | | | | | | | | | | |
| Exc Award (06/30/2017, 06/30/2019) | | | Active | 58 | 5 | 5 | 0 | 0.00% | 65 | 15 | 1 | | N | T,M,VP | 6 | | |
| 56720 | PERINJANAM | 03/28/1995 | | | | | | | | | | | | | | | |
| Exc Award (06/30/2017, 06/30/2023) | | | Active | 55 | 0 | 0 | 0 | 0.00% | 47 | | 5 | | | S,M,VP,SC | 6 | | |
| 26720 | PERINTALMANNA | 02/13/1970 | | | | | | | | | | | | | | | |
| Exc Award (06/30/2017, 06/30/2019) | | | Active | 27 | 0 | 0 | 0 | 0.00% | 23 | | 8 | | | M,VP,SC | 5 | | |
| 109369 | PERINTHALMANNA TOWN | 09/29/2010 | | | | | | | | | | | | | | | |
| Exc Award (06/30/2016, 06/30/2017, 06/30/20) | | | Active | 20 | 0 | 0 | 0 | 0.00% | 19 | | 7 | | | P,T,VP | 6 | | |
| 134677 | Perinthalmanna Valluvanad | 05/07/2018 | | | | | | | | | | | | | | | |
| Exc Award (06/30/2024) | | | Active(1) | 15 | 5 | 1 | 4 | 36.36% | 11 | 26 | 5 | | | M,VP,SC | 1 | | |
| 61027 | PERUMPILAVU | 07/06/1998 | | | | | | | | | | | | | | | |
| Exc Award (06/30/2019, 06/30/2024) | | | Cancelled(8*) | 0 | 0 | 13 | -13 | -100.00% | 13 | 5 | 1 | | None | P,S,T,M,VP SC | 4 | 90+ Days | |
| 136092 | Peruvanam | 09/19/2018 | | | | | | | | | | | | | | | |
| Exc Award (06/30/2017, 06/30/2019, 06/30/20) | | | Active | 29 | 0 | 7 | -7 | -19.44% | 33 | 5 | 1 | | | M,VP | 0 | | |
| 63996 | PONANI | 02/21/2001 | | | | | | | | | | | | | | | |
| Exc Award (06/30/2017, 06/30/2019, 06/30/20) | | | Active | 28 | 3 | 0 | 3 | 12.00% | 27 | | 1 | | N | M | 0 | | \$904.46 |
| 146252 | Pookottumpadam | 05/20/2021 | | | | | | | | | | | | | | | |
| Exc Award (06/30/2017, 06/30/2021, 06/30/20) | | | Active | 38 | 4 | 4 | 0 | 0.00% | 45 | 2 | 3 | | N | SC | 1 | 90+ Days | \$900.27 |
| 109315 | POOVATHUSSERY | 09/24/2010 | | | | | | | | | | | | | | | |
| Exc Award (06/30/2017, 06/30/2021, 06/30/20) | | | Active | 40 | 3 | 13 | -10 | -20.00% | 50 | 2 | 0 | | | M,VP,SC | 4 | | |
| 152964 | Pulamanthole | 11/02/2022 | | | | | | | | | | | | | | | |
| Exc Award (06/30/2024) | | | Active | 20 | 6 | 2 | 4 | 25.00% | 16 | 18 | 4 | | | M,VP,SC | 6 | 90+ Days | \$900.27 |
| 61159 | PUNKUNNAM | 09/28/1998 | | | | | | | | | | | | | | | |
| Exc Award (06/30/2019) | | | Active | 20 | 3 | 0 | 3 | 17.65% | 29 | | 1 | | N | | 0 | | |
| 122424 | Rajadhani Thrissur | 06/13/2014 | | | | | | | | | | | | | | | |
| Exc Award (06/30/2017, 06/30/2021, 06/30/20) | | | Active | 30 | 0 | 1 | -1 | -3.23% | 46 | 4 | 1 | | N | T | 6 | | |
| 111202 | S N PURAM | 06/06/2011 | | | | | | | | | | | | | | | |
| Exc Award (06/30/2017, 06/30/2018, 06/30/20) | | | Active | 29 | 2 | 1 | 1 | 3.57% | 31 | 6 | 3 | | N | T,M,VP | 0 | | |
| 40966 | SHORNUR | 02/09/1982 | | | | | | | | | | | | | | | |
| Exc Award (06/30/2017, 06/30/2019, 06/30/20) | | | | | | | | | | | | | | | | | |



Club Health Assessment for District 318 D through January 2025

| | | | Status | Membership | | | | | | | Reports | | | | | Finance | | LCIF |
|-------------|--|--------------|---|-----------------------------|-------------------|---------------------|----------------|---|----------------------------|--|-------------------------------------|------------------------------------|------------------------|---|--|-----------------|-----------------------------------|------|
| Club Number | Club Name | Charter Date | | Current Member Count | YTD Members Added | YTD Members Dropped | YTD Net Growth | YTD Net Growth% | Member Count 12 Months Ago | Avg. length of service for dropped members | Months Since Last MMR *** | Yrs. Since Last Officer Report | President Rotation | Vice President Reported **** | Months Since Last Activity Report *** | Account Balance | Donations for current Fiscal Year | |
| | | | Number of times on status quo within last two years | If below 15 members appears | | | | If net loss is greater than 20% appears | | | If no report in 3 months appears in | When more than one year appears in | Number of repeat terms | Notes the officers that do not have an active | If no report at 12 months appears in red | | | |
| 134118 | Sreekrishnapuram | 03/19/2018 | Active | 8 | 0 | 0 | 0 | 0.00% | 9 | | 12 | | | M,VP,SC | 6 | | | |
| | Exc Award (06/30/2019) | | | | | | | | | | | | | | | | | |
| 118185 | THAIKATTUSSERY | 10/29/2012 | Active | 30 | 0 | 0 | 0 | 0.00% | 31 | | 7 | | | R | VP,SC | 6 | | |
| | Exc Award (06/30/2017, 06/30/2022) | | | | | | | | | | | | | | | | | |
| 60378 | THALIKULAM | 02/16/1998 | Active | 49 | 1 | 0 | 1 | 2.08% | 67 | | 5 | | 2 | R | T,SC | 2 | \$900.27 | |
| | Exc Award (06/30/2017, 06/30/2018, 06/30/20) | | | | | | | | | | | | | | | | | |
| 102925 | THATTAMANGALAM | 06/30/2008 | Active | 32 | 0 | 0 | 0 | 0.00% | 34 | | 4 | | | | M,VP,SC | 3 | | |
| | Exc Award (06/30/2017, 06/30/2019, 06/30/20) | | | | | | | | | | | | | | | | | |
| 150297 | Thekkumkara Machad | 03/28/2022 | Active | 26 | 0 | 0 | 0 | 0.00% | 27 | | 7 | | | | S,M,VP,SC | 6 | | |
| | Exc Award (06/30/2023) | | | | | | | | | | | | | | | | | |
| 108066 | THIRUVILWAMALA | 04/12/2010 | Active | 31 | 10 | 19 | -9 | -22.50% | 40 | 3 | 0 | | | N | S,T | 0 | | |
| | Exc Award (06/30/2017, 06/30/2019, 06/30/20) | | | | | | | | | | | | | | | | | |
| 123757 | Thrissivaperoor Town | 12/05/2014 | Active(2) | 22 | 0 | 0 | 0 | 0.00% | 22 | | 0 | | | | M,VP,SC | 6 | | |
| | Exc Award (06/30/2022) | | | | | | | | | | | | | | | | | |
| 143878 | Thrissur Aranattukara | 12/22/2020 | Cancelled(8*) | 0 | 0 | 8 | -8 | -100.00% | 8 | 4 | 19 | | None | | P,S,T,M,VP SC | 5 | 90+ Days | |
| 122488 | Thrissur City | 06/17/2014 | Active | 53 | 2 | 5 | -3 | -5.36% | 56 | 6 | 1 | | | | VP,SC | 6 | | |
| | Exc Award (06/30/2017, 06/30/2019, 06/30/20) | | | | | | | | | | | | | | | | | |
| 119128 | THRISSUR COSMOS | 04/09/2013 | Cancelled(8*) | 0 | 0 | 8 | -8 | -100.00% | 8 | 16 | 1 | | None | | P,S,T,M,VP SC | 6 | 90+ Days | |
| 106512 | THRISSUR EAST FORT | 08/31/2009 | Active | 41 | 1 | 0 | 1 | 2.50% | 36 | | 6 | | | N | S | 0 | \$899.67 | |
| | Exc Award (06/30/2017, 06/30/2021, 06/30/20) | | | | | | | | | | | | | | | | | |
| 131016 | Thrissur Highness | 05/25/2017 | Active(2) | 9 | 2 | 0 | 2 | 28.57% | 7 | | 6 | | | R | | 5 | | |
| 97351 | THRISSUR KUTTANELLUR | 06/20/2006 | Active | 39 | 0 | 0 | 0 | 0.00% | 37 | | 6 | | | | T,M,VP,SC | 0 | | |
| | Exc Award (06/30/2017, 06/30/2019, 06/30/20) | | | | | | | | | | | | | | | | | |
| 142111 | Thrissur Pooram | 07/08/2020 | Active | 23 | 0 | 0 | 0 | 0.00% | 24 | | 5 | | | N | T,SC | 3 | 90+ Days | |
| | Exc Award (06/30/2021) | | | | | | | | | | | | | | | | | |
| 66991 | THRISSUR SAKTHAN THAMPURAN | 12/30/2002 | Active | 58 | 0 | 31 | -31 | -34.83% | 92 | 2 | 2 | | | | T,M,VP,SC | 4 | | |
| | Exc Award (06/30/2017, 06/30/2018, 06/30/20) | | | | | | | | | | | | | | | | | |
| 144441 | Thrissur Thamburans | 12/30/2020 | Active | 7 | 0 | 0 | 0 | 0.00% | 10 | | 6 | | | | M,VP,SC | 6 | | |



Club Health Assessment for District 318 D through January 2025

| | | | Status | Membership | | | | | | | Reports | | | | | Finance | | LCIF |
|--|-------------------------|--------------|---|-----------------------------|-------------------|---------------------|----------------|-----------------|---|--|---------------------------|-------------------------------------|------------------------------------|------------------------------|---|--|-----------------------------------|------------|
| Club Number | Club Name | Charter Date | | Current Member Count | YTD Members Added | YTD Members Dropped | YTD Net Growth | YTD Net Growth% | Member Count 12 Months Ago | Avg. length of service for dropped members | Months Since Last MMR *** | Yrs. Since Last Officer Report | President Rotation | Vice President Reported **** | Months Since Last Activity Report *** | Account Balance | Donations for current Fiscal Year | |
| | | | Number of times on status quo within last two years | If below 15 members appears | | | | | If net loss is greater than 20% appears | | | If no report in 3 months appears in | When more than one year appears in | Number of repeat terms | Notes the officers that do not have an active | If no report at 12 months appears in red | | |
| 89282 | THRISSUR THANIKUDAM | 09/19/2005 | Active | 23 | 2 | 1 | 1 | 4.55% | 26 | 1 | 0 | | 2 | N | M | 0 | | |
| Exc Award (06/30/2017, 06/30/2022, 06/30/2024) | | | | | | | | | | | | | | | | | | |
| 142640 | Thrissur Thiruvambady | 08/17/2020 | Active | 36 | 14 | 4 | 10 | 38.46% | 30 | 5 | 0 | | | | M,VP,SC | 1 | 90+ Days | \$900.27 |
| Exc Award (06/30/2021) | | | | | | | | | | | | | | | | | | |
| 152238 | Thrissur Vadakkumnathan | 08/18/2022 | Active | 33 | 0 | 3 | -3 | -8.33% | 29 | 1 | 4 | | | N | | 2 | 90+ Days | |
| Exc Award (06/30/2024) | | | | | | | | | | | | | | | | | | |
| 130815 | Thrithala | 05/24/2017 | Active | 31 | 2 | 0 | 2 | 6.90% | 28 | | 4 | | | N | M,SC | 0 | | |
| Exc Award (06/30/2021, 06/30/2022, 06/30/2024) | | | | | | | | | | | | | | | | | | |
| 26732 | TIRUR | 10/13/1968 | Active | 32 | 2 | 0 | 2 | 6.67% | 27 | | 4 | | 2 | N | S,M,SC | 5 | | |
| Exc Award (06/30/2019) | | | | | | | | | | | | | | | | | | |
| 124828 | Tirurangadi | 05/07/2015 | Active(2) | 25 | 0 | 10 | -10 | -28.57% | 30 | 3 | 1 | | | N | M,SC | 6 | | |
| Exc Award (06/30/2021) | | | | | | | | | | | | | | | | | | |
| 26734 | TRICHUR | 10/07/1961 | Active | 129 | 0 | 0 | 0 | 0.00% | 126 | | 7 | | | | M,VP,SC | 1 | | \$3,616.64 |
| Exc Award (06/30/2016, 06/30/2017, 06/30/2024) | | | | | | | | | | | | | | | | | | |
| 41424 | TRICHUR AYYANTHOLE | 05/18/1982 | Active | 101 | 5 | 0 | 5 | 5.21% | 101 | | 1 | | | N | VP | 0 | | \$2,000.60 |
| Exc Award (06/30/2017, 06/30/2019, 06/30/2024) | | | | | | | | | | | | | | | | | | |
| 126236 | Trichur Central | 11/25/2015 | Active | 19 | 0 | 0 | 0 | 0.00% | 21 | | 7 | | | R | S | 6 | | \$901.46 |
| Exc Award (06/30/2017, 06/30/2018, 06/30/2024) | | | | | | | | | | | | | | | | | | |
| 128724 | Trichur Green City | 08/29/2016 | Active(2) | 24 | 0 | 0 | 0 | 0.00% | 24 | | 6 | | | | M,VP,SC | 6 | | |
| Exc Award (06/30/2017, 06/30/2018, 06/30/2024) | | | | | | | | | | | | | | | | | | |
| 136063 | Trichur Neermathalam | 08/27/2018 | Active | 15 | 2 | 2 | 0 | 0.00% | 19 | 1 | 4 | | | | P,M,VP,SC | 3 | | \$901.46 |
| Exc Award (06/30/2024) | | | | | | | | | | | | | | | | | | |
| 47201 | TRICHUR NEHRU NAGAR | 04/07/1987 | Active | 20 | 0 | 0 | 0 | 0.00% | 20 | | 2 | | 3 | | M,VP,SC | 3 | | |
| Exc Award (06/30/2017) | | | | | | | | | | | | | | | | | | |
| 56889 | TRICHUR NORTH | 04/24/1995 | Active | 38 | 1 | 12 | -11 | -22.45% | 49 | 5 | 1 | | | R | | 5 | | |
| Exc Award (06/30/2017, 06/30/2019, 06/30/2024) | | | | | | | | | | | | | | | | | | |
| 128981 | Trichur Royal | 11/08/2016 | Active | 25 | 0 | 0 | 0 | 0.00% | 37 | | 5 | | None | N | P,S,SC | 4 | | |
| Exc Award (06/30/2017, 06/30/2018, 06/30/2024) | | | | | | | | | | | | | | | | | | |
| 54422 | TRICHUR SOUTH | 05/03/1993 | Active | 32 | 0 | 2 | -2 | -5.88% | 34 | 29 | 1 | | | R | M,VP,SC | 2 | | |



Club Health Assessment for District 318 D through January 2025

| | | | Status | Membership | | | | | | Reports | | | | | Finance | | LCIF | |
|--|---------------------------|--------------|---|-----------------------------|-------------------|---------------------|----------------|-----------------|---|--|---------------------------|--------------------------------|-------------------------------------|------------------------------------|---------------------------------------|---|--|------------|
| Club Number | Club Name | Charter Date | | Current Member Count | YTD Members Added | YTD Members Dropped | YTD Net Growth | YTD Net Growth% | Member Count 12 Months Ago | Avg. length of service for dropped members | Months Since Last MMR *** | Yrs. Since Last Officer Report | President Rotation | Vice President Reported **** | Months Since Last Activity Report *** | Account Balance | Donations for current Fiscal Year | |
| | | | Number of times on status quo within last two years | If below 15 members appears | | | | | If net loss is greater than 20% appears | | | | If no report in 3 months appears in | When more than one year appears in | Number of repeat terms | Notes the officers that do not have an active | If no report at 12 months appears in red | |
| Exc Award (06/30/2017, 06/30/2018, 06/30/2020) | | | Active(1) | 19 | 0 | 0 | 0 | 0.00% | 19 | | 2 | | | | M,VP,SC | 6 | | \$610.96 |
| 129563 | Trichur Tigers | 12/13/2016 | | | | | | | | | | | | | | | | |
| Exc Award (06/30/2017, 06/30/2018, 06/30/2020) | | | Active | 18 | 6 | 0 | 6 | 50.00% | 12 | | 2 | | 2 | | S,M,VP,SC | 6 | 90+ Days | |
| 140633 | Trichur Tuskers Twenty 20 | 01/09/2020 | | | | | | | | | | | | | | | | |
| Exc Award (06/30/2022) | | | Active | 103 | 1 | 1 | 0 | 0.00% | 115 | 17 | 1 | | | N | | 5 | | \$1,000.27 |
| 33286 | TRIPRAYAR | 01/31/1977 | | | | | | | | | | | | | | | | |
| Exc Award (06/30/2017, 06/30/2019, 06/30/2020) | | | Active | 62 | 5 | 0 | 5 | 8.77% | 55 | | 1 | | | N | M,VP,SC | 0 | | \$4,509.73 |
| 26739 | VADAKKANCHERRY | 02/22/1969 | | | | | | | | | | | | | | | | |
| Exc Award (06/30/2017, 06/30/2018, 06/30/2020) | | | Active | 44 | 5 | 2 | 3 | 7.32% | 43 | 6 | 0 | | | | M,VP,SC | 6 | | |
| 39659 | VADAKKANCHRY MALABAR | 03/24/1981 | | | | | | | | | | | | | | | | |
| Exc Award (06/30/2017, 06/30/2022) | | | Active(2) | 17 | 0 | 0 | 0 | 0.00% | 15 | | 6 | | | N | M | 1 | 90+ Days | \$802.63 |
| 147525 | Valanchery | 07/26/2021 | | | | | | | | | | | | | | | | |
| | | | Active | 47 | 0 | 5 | -5 | -9.62% | 58 | 3 | 1 | | | N | | 0 | | |
| 130289 | Valapad | 03/07/2017 | | | | | | | | | | | | | | | | |
| Exc Award (06/30/2021, 06/30/2022, 06/30/2020) | | | Active | 36 | 0 | 0 | 0 | 0.00% | 49 | | 6 | | | | M,VP,SC | 1 | | |
| 152938 | Valapad Excel | 11/15/2022 | | | | | | | | | | | | | | | | |
| | | | Active | 27 | 0 | 0 | 0 | 0.00% | 40 | | 6 | | | | M,VP,SC | 5 | | |
| 152957 | Valapad Shining Star | 11/15/2022 | | | | | | | | | | | | | | | | |
| | | | Active | 10 | 0 | 13 | -13 | -56.52% | 16 | 2 | 1 | | | | M,VP,SC | 0 | 90+ Days | |
| 143966 | Vallikkunnu | 12/14/2020 | | | | | | | | | | | | | | | | |
| Exc Award (06/30/2022) | | | Active(3) | 21 | 0 | 2 | -2 | -8.70% | 24 | 2 | 1 | | 2 | | T,M,VP,SC | 6 | | |
| 148808 | Varavoor | 11/08/2021 | | | | | | | | | | | | | | | | |
| | | | Active | 77 | 7 | 1 | 6 | 8.45% | 74 | 18 | 0 | | | N | | 0 | | \$802.63 |
| 56012 | VATANAPPALLY | 07/05/1994 | | | | | | | | | | | | | | | | |
| Exc Award (06/30/2017, 06/30/2021, 06/30/2020) | | | Active | 20 | 2 | 12 | -10 | -33.33% | 39 | 2 | 1 | | 2 | | M,VP,SC | 5 | | |
| 148967 | Vengara Town | 01/24/2022 | | | | | | | | | | | | | | | | |
| | | | Active | 64 | 9 | 0 | 9 | 16.36% | 59 | | 1 | | | N | M,VP | 0 | | |
| 144134 | Venkitangu Central | 12/23/2020 | | | | | | | | | | | | | | | | |
| Exc Award (06/30/2024) | | | Active | 52 | 17 | 0 | 17 | 48.57% | 29 | | 1 | | | N | | 0 | | |
| 126322 | Vilwadri Pampady | 12/30/2015 | | | | | | | | | | | | | | | | |
| Exc Award (06/30/2017, 06/30/2022, 06/30/2020) | | | Active | 15 | 2 | 7 | -5 | -25.00% | 30 | 3 | 1 | | 2 | | M,VP,SC | 5 | | |
| 148788 | Wadakkanchery Central | 10/29/2021 | | | | | | | | | | | | | | | | |
| Exc Award (06/30/2022) | | | | | | | | | | | | | | | | | | |



Club Health Assessment for District 318 D through January 2025

| | | | Status | Membership | | | | | | Reports | | | | Finance | LCIF | | |
|-------------|---|--------------|---|-----------------------------|-------------------|---------------------|----------------|---|----------------------------|--|-------------------------------------|------------------------------------|------------------------|---|--|-----------------|-----------------------------------|
| Club Number | Club Name | Charter Date | | Current Member Count | YTD Members Added | YTD Members Dropped | YTD Net Growth | YTD Net Growth% | Member Count 12 Months Ago | Avg. length of service for dropped members | Months Since Last MMR *** | Yrs. Since Last Officer Report | President Rotation | Vice President Reported ***** | Months Since Last Activity Report *** | Account Balance | Donations for current Fiscal Year |
| | | | Number of times on status quo within last two years | If below 15 members appears | | | | If net loss is greater than 20% appears | | | If no report in 3 months appears in | When more than one year appears in | Number of repeat terms | Notes the officers that do not have an active | If no report at 12 months appears in red | | |
| 63418 | WALAYAR VALLEY | 06/30/2000 | Active | 29 | 3 | 0 | 3 | 11.54% | 26 | | 6 | | | M,VP,SC | 2 | | |
| | Exc Award (06/30/2017, 06/30/2019, 06/30/20 | | | | | | | | | | | | | | | | |
| 102971 | WANDOOR | 06/30/2008 | Active | 34 | 7 | 8 | -1 | -2.86% | 37 | 5 | 1 | | | M,VP,SC | 0 | | |
| | Exc Award (06/30/2017, 06/30/2019, 06/30/20 | | | | | | | | | | | | | | | | |
| 138443 | Wandoor Royals | 06/20/2019 | Active | 35 | 8 | 4 | 4 | 12.90% | 32 | 7 | 1 | | N | T,M,SC | 3 | | |
| | Exc Award (06/30/2020, 06/30/2022) | | | | | | | | | | | | | | | | |

Clubs Cancelled Previous Fiscal Year – Clubs Cancelled within last 12 months may be reinstated

| Club Number | Club Name | Charter Date | Current Status* | Cancellation Date |
|-------------|-------------------------|--------------|-----------------|-------------------|
| 152559 | Kondazhy | 09/07/2022 | Cancelled(8*) | 12/29/2023 |
| 125767 | Nattukal | 09/14/2015 | Cancelled(8*) | 12/29/2023 |
| 151186 | Perinthalmanna Emirates | 06/20/2022 | Cancelled(8*) | 12/29/2023 |
| 145551 | Puthanathani | 03/26/2021 | Cancelled(8*) | 12/29/2023 |

| Current Total Clubs Count | YTD New Clubs Count | YTD Cancelled Clubs Count | YTD Net Club Gain | Current Total Members Count | YTD Add | YTD Drop | YTD Net Growth | YTD Net Growth % | Member Count 12 Months Ago | Average Member Count Per Club | % of Clubs with less than 20 members | % No MMR in 3 Months | % No Officer Report in 12 Months | % of Clubs with balance 90+ days | Number of Clubs in Status Quo | % Status Quo Clubs in Financial Suspension | Number of Cancelled Clubs | Average Cancelled Club Age | Members Lost Due to Cancellation | % of Clubs Cancelled for Non-Financial Reasons |
|---------------------------|---------------------|---------------------------|-------------------|-----------------------------|---------|----------|----------------|------------------|----------------------------|-------------------------------|--------------------------------------|----------------------|----------------------------------|----------------------------------|-------------------------------|--|---------------------------|----------------------------|----------------------------------|--|
| 203 | 9 | 6 | 3 | 7,062 | 867 | 659 | 208 | 3.03% | 6,933 | 35 | 20% | 44% | 0% | 11% | 2 | 100% | 6 | 13 | 80 | -67% |

* - P - Priority Club. Cancellation Reasons: 1-Objectives/conduct, 2-Non-active club, 5-Non-existing club, 6-Disbanding, 7-Merger, 8-Financial Suspension, 9-District/Multiple District Dues.

** - Abbreviation: P-President, S-Secretary, T-Treasurer, M-Member Chairperson, VP-First Vice President, MC-Communications Chairperson, SC-Service Chairperson

*** - Abbreviation: N/R - Never reported using the Lions Clubs website, N/A - Not applicable, No password registered for the Lions Clubs website.

**** - Abbreviation: N - New, IP - Immediate Past, R - Repeat.



Club Health Assessment for District 318 E through January 2025

| | | | Status | Membership | | | | | | | Reports | | | | | Finance | | LCIF |
|-------------------------------|---------------------------------|--------------|---|-----------------------------|-------------------|---------------------|----------------|---|----------------------------|--|-------------------------------------|------------------------------------|------------------------|---|--|-----------------|-----------------------------------|------|
| Club Number | Club Name | Charter Date | | Current Member Count | YTD Members Added | YTD Members Dropped | YTD Net Growth | YTD Net Growth% | Member Count 12 Months Ago | Avg. length of service for dropped members | Months Since Last MMR *** | Yrs. Since Last Officer Report | President Rotation | Vice President Reported **** | Months Since Last Activity Report *** | Account Balance | Donations for current Fiscal Year | |
| | | | Number of times on status quo within last two years | If below 15 members appears | | | | If net loss is greater than 20% appears | | | If no report in 3 months appears in | When more than one year appears in | Number of repeat terms | Notes the officers that do not have an active | If no report at 12 months appears in red | | | |
| Clubs less than two years old | | | | | | | | | | | | | | | | | | |
| 156123 | Alakode Paithal Valley | 09/26/2023 | Active | 35 | 1 | 1 | 0 | 0.00% | 27 | 1 | 3 | | 2 | N | 6 | 90+ Days | | |
| 155022 | Alavil Stalwarts | 07/05/2023 | Active | 21 | 2 | 7 | -5 | -19.23% | 34 | 1 | 0 | | | VP,SC | 1 | 90+ Days | | |
| 155546 | Aravanchal | 08/04/2023 | Active | 29 | 6 | 2 | 4 | 16.00% | 28 | 1 | 1 | | 2 | N | 5 | | \$867.22 | |
| 153573 | Calicut All Stars | 03/30/2023 | Cancelled(8*) | 0 | 0 | 20 | -20 | -100.00% | 20 | 2 | 18 | 1 | None | P,S,T,M,VP SC | 6 | 90+ Days | | |
| 172377 | Calicut Euphoria | 06/25/2024 | Active | 35 | 15 | 0 | 15 | 75.00% | 0 | | 0 | | 2 | M,VP,SC | 3 | 90+ Days | | |
| 172439 | Calicut Gateway | 06/25/2024 | Active | 11 | 0 | 9 | -9 | -45.00% | 0 | 0 | 2 | | 2 | M,VP,SC | 5 | | | |
| 156825 | Calicut Greater | 12/29/2023 | Active | 39 | 7 | 8 | -1 | -2.50% | 40 | 2 | 1 | | | N | 5 | 90+ Days | | |
| 176097 | Calicut Gulmohar | 10/17/2024 | Newly Chartered | 26 | 26 | 0 | 26 | 100.00% | 0 | | 0 | | | M,VP,SC | 1 | 90+ Days | \$121.83 | |
| 171944 | Calicut Lady Legends | 06/21/2024 | Active | 13 | 1 | 8 | -7 | -35.00% | 0 | 0 | 1 | | | M,VP,SC | 5 | | | |
| 155454 | Calicut New Waves | 08/01/2023 | Active | 30 | 7 | 3 | 4 | 15.38% | 26 | 1 | 0 | | | N | 1 | | \$1,119.86 | |
| Exc Award (06/30/2024) | | | | | | | | | | | | | | | | | | |
| 153212 | Calicut Professionals | 02/10/2023 | Cancelled(8*) | 0 | 3 | 23 | -20 | -100.00% | 20 | 1 | 1 | | None | P,S,T,M,VP SC | 5 | 90+ Days | | |
| 178780 | Irulam | 09/25/2024 | Newly Chartered | 34 | 34 | 0 | 34 | 100.00% | 0 | | 4 | | | N | N/R | | | |
| 155858 | Kakkayangad | 09/25/2023 | Active | 29 | 3 | 2 | 1 | 3.57% | 28 | 1 | 3 | | 2 | M,VP,SC | 4 | | | |
| 156181 | Karappuzha | 04/19/2024 | Cancelled(8*) | 0 | 0 | 20 | -20 | -100.00% | 0 | 1 | 9 | | None | P,S,T,M,VP SC | 6 | 90+ Days | | |
| 156005 | Kasaragod Vidyanagar Youngsters | 09/28/2023 | Active | 20 | 0 | 0 | 0 | 0.00% | 20 | | 16 | 1 | None | P,S,T,M,VP SC | N/R | | | |
| 153610 | Koduvally | 03/13/2023 | Cancelled(8*) | 0 | 0 | 21 | -21 | -100.00% | 23 | 2 | 9 | 1 | None | P,S,T,M,VP SC | 6 | 90+ Days | | |
| 154062 | Koduvally Town | 03/31/2023 | Cancelled(8*) | 0 | 0 | 20 | -20 | -100.00% | 20 | 2 | 1 | 1 | None | P,S,T,M,VP SC | 5 | 90+ Days | | |
| 154028 | Meppadi | 03/30/2023 | Cancelled(8*) | 0 | 0 | 20 | -20 | -100.00% | 20 | 2 | 1 | 1 | None | P,S,T,M,VP SC | 5 | 90+ Days | | |
| 180414 | Moolankave | 01/24/2025 | Newly Chartered | 24 | 24 | 0 | 24 | 100.00% | 0 | | 0 | | | M,VP,SC | N/A | | | |
| 156360 | Muliyar | 11/20/2023 | Active | 22 | 0 | 4 | -4 | -15.38% | 26 | 2 | 1 | | 2 | M,VP,SC | 3 | | | |
| 157456 | Naduvannur | 06/21/2024 | Active | 20 | 0 | 0 | 0 | 0.00% | 0 | | 7 | | 2 | T,M,VP,SC | 3 | | | |
| 155497 | Palazhi Crystal | 08/03/2023 | Cancelled(8*) | 0 | 0 | 19 | -19 | -100.00% | 25 | 1 | 3 | | None | P,S,T,M,VP SC | 5 | 90+ Days | | |



Club Health Assessment for District 318 E through January 2025

| | | | Status | Membership | | | | | | | Reports | | | | | Finance | | LCIF |
|-------------------------------|--|--------------|---|-----------------------------|-------------------|---------------------|----------------|---|----------------------------|--|-------------------------------------|------------------------------------|------------------------|---|--|-----------------|-----------------------------------|------|
| Club Number | Club Name | Charter Date | | Current Member Count | YTD Members Added | YTD Members Dropped | YTD Net Growth | YTD Net Growth% | Member Count 12 Months Ago | Avg. length of service for dropped members | Months Since Last MMR *** | Yrs. Since Last Officer Report | President Rotation | Vice President Reported **** | Months Since Last Activity Report *** | Account Balance | Donations for current Fiscal Year | |
| | | | Number of times on status quo within last two years | If below 15 members appears | | | | If net loss is greater than 20% appears | | | If no report in 3 months appears in | When more than one year appears in | Number of repeat terms | Notes the officers that do not have an active | If no report at 12 months appears in red | | | |
| 173316 | PARIYARAM ASPIRE | 07/05/2024 | Active | 25 | 25 | 0 | 25 | 100.00% | 0 | | 1 | | | N | M,SC | N/A | | |
| 155670 | Perambra Town | 09/25/2023 | Active | 21 | 0 | 0 | 0 | 0.00% | 21 | | 7 | | 2 | N | SC | 4 | | |
| 156203 | Periya Town | 10/18/2023 | Active | 21 | 0 | 3 | -3 | -12.50% | 25 | 1 | 1 | | 2 | R | | 1 | | |
| 177443 | Pulingome Palavayal | 08/20/2024 | Active | 45 | 45 | 0 | 45 | 100.00% | 0 | | 5 | | | N | | 2 | 90+ Days | |
| 155663 | Ramanattukara | 08/18/2023 | Active | 30 | 1 | 0 | 1 | 3.45% | 36 | | 5 | | 2 | R | | 6 | 90+ Days | |
| 171597 | Thalassery Golden Stars | 06/21/2024 | Active | 20 | 1 | 1 | 0 | 0.00% | 0 | 0 | 1 | | 2 | | M,VP,SC | 3 | | |
| 155054 | Vaduvanchal | 07/11/2023 | Active(1) | 29 | 2 | 2 | 0 | 0.00% | 29 | 1 | 4 | | | N | | 4 | 90+ Days | |
| Clubs more than two years old | | | | | | | | | | | | | | | | | | |
| 142279 | Ajanur | 07/21/2020 | Active(1) | 44 | 0 | 0 | 0 | 0.00% | 44 | | 2 | | | N | M,SC | 6 | \$539.08 | |
| | Exc Award (06/30/2021) | | | | | | | | | | | | | | | | | |
| 58490 | ALAKODE | 06/19/1996 | Active | 62 | 2 | 1 | 1 | 1.64% | 61 | 18 | 1 | | | N | M,SC | 6 | 90+ Days | |
| | Exc Award (06/30/2018, 06/30/2019, 06/30/2020) | | | | | | | | | | | | | | | | | |
| 129187 | Alavil | 11/09/2016 | Active | 79 | 8 | 2 | 6 | 8.22% | 75 | 3 | 0 | | | R | T | 1 | 90+ Days | |
| | Exc Award (06/30/2021, 06/30/2022, 06/30/2023) | | | | | | | | | | | | | | | | | |
| 109446 | AMBALAVAYAL | 10/06/2010 | Active | 29 | 3 | 0 | 3 | 11.54% | 26 | | 0 | | | N | T | 0 | \$2,770.73 | |
| | Exc Award (06/30/2018, 06/30/2022, 06/30/2023) | | | | | | | | | | | | | | | | | |
| 109769 | ANANDASHRAM | 11/29/2010 | Active | 54 | 2 | 0 | 2 | 3.85% | 52 | | 1 | | | R | SC | 0 | \$383.35 | |
| | Exc Award (06/30/2023, 06/30/2024) | | | | | | | | | | | | | | | | | |
| 152832 | Anjarakandy | 11/09/2022 | Cancelled(8*) | 0 | 0 | 25 | -25 | -100.00% | 25 | 2 | 1 | 1 | None | | P,S,T,M,VP SC | 5 | 90+ Days | |
| 118551 | AYANCHERI | 01/03/2013 | Cancelled(8*) | 0 | 0 | 13 | -13 | -100.00% | 13 | 7 | 1 | 1 | None | | P,S,T,M,VP SC | 6 | 90+ Days | |
| 37108 | BADAGARA | 05/07/1979 | Active | 65 | 1 | 1 | 0 | 0.00% | 67 | 0 | 3 | | | N | M,SC | 3 | 90+ Days | |
| | Exc Award (06/30/2018, 06/30/2021, 06/30/2023) | | | | | | | | | | | | | | | | | |
| 45550 | BALUSSERY | 11/15/1985 | Active(1) | 48 | 4 | 6 | -2 | -4.00% | 43 | 14 | 0 | | | | M,VP,SC | 1 | | |
| 130942 | Balusserly Town | 05/15/2017 | Active | 23 | 0 | 0 | 0 | 0.00% | 22 | | 8 | | | N | T | 5 | | |
| | Exc Award (06/30/2024) | | | | | | | | | | | | | | | | | |
| 88478 | BANDADUKKA | 05/31/2005 | Active | 31 | 0 | 0 | 0 | 0.00% | 31 | | 6 | | | | M,VP,SC | 4 | \$119.80 | |
| | Exc Award (06/30/2023) | | | | | | | | | | | | | | | | | |



Club Health Assessment for District 318 E through January 2025

| | | | Status | Membership | | | | | | | Reports | | | | | Finance | LCIF | |
|-------------|--|--------------|---|-----------------------------|-------------------|---------------------|----------------|---|----------------------------|--|-------------------------------------|------------------------------------|------------------------|---|---------------------------------------|-----------------|-----------------------------------|--|
| Club Number | Club Name | Charter Date | | Current Member Count | YTD Members Added | YTD Members Dropped | YTD Net Growth | YTD Net Growth% | Member Count 12 Months Ago | Avg. length of service for dropped members | Months Since Last MMR *** | Yrs. Since Last Officer Report | President Rotation | Vice President Reported **** | Months Since Last Activity Report *** | Account Balance | Donations for current Fiscal Year | |
| | | | Number of times on status quo within last two years | If below 15 members appears | | | | If net loss is greater than 20% appears | | | If no report in 3 months appears in | When more than one year appears in | Number of repeat terms | Notes the officers that do not have an active | If no report at 12 months red | | | |
| 131935 | BATHERY TOWN | 07/04/2017 | Active(2) | 39 | 2 | 0 | 2 | 5.41% | 28 | | 6 | | | S,T,M,VP,SC | 6 | | | |
| | Exc Award (06/30/2019) | | | | | | | | | | | | | | | | | |
| 133648 | Beenachi | 02/19/2018 | Active(2) | 46 | 23 | 0 | 23 | 100.00% | 27 | | 0 | | | M,VP,SC | 5 | | | |
| 148298 | Bekal | 09/16/2021 | Cancelled(8*) | 0 | 0 | 20 | -20 | -100.00% | 20 | 3 | 8 | | None | P,S,T,M,VP SC | 5 | 90+ Days | | |
| 126971 | Bekal Fort | 03/18/2016 | Active(1) | 24 | 0 | 0 | 0 | 0.00% | 24 | | 7 | | | P,M,VP,SC | 5 | | \$1,209.70 | |
| | Exc Award (06/30/2017, 06/30/2018, 06/30/2019) | | | | | | | | | | | | | | | | | |
| 152225 | Bovikanam | 08/24/2022 | Cancelled(8*) | 0 | 0 | 16 | -16 | -100.00% | 16 | 2 | 1 | 1 | None | P,S,T,M,VP SC | 5 | 90+ Days | | |
| 26685 | CALICUT | 12/31/1959 | Active | 98 | 7 | 4 | 3 | 3.16% | 95 | 13 | 0 | | N | M,SC | 3 | | \$1,901.77 | |
| | Exc Award (06/30/2017, 06/30/2018, 06/30/2019) | | | | | | | | | | | | | | | | | |
| 66376 | CALICUT BEACH | 06/28/2002 | Active(2) | 30 | 2 | 0 | 2 | 7.14% | 28 | | 6 | | | M,VP,SC | 5 | | | |
| | Exc Award (06/30/2017, 06/30/2018, 06/30/2019) | | | | | | | | | | | | | | | | | |
| 59914 | CALICUT CENTRAL | 08/01/1997 | Active | 25 | 10 | 12 | -2 | -7.41% | 27 | 7 | 0 | | 2 | M,VP,SC | 5 | 90+ Days | | |
| | Exc Award (06/30/2017, 06/30/2018) | | | | | | | | | | | | | | | | | |
| 108444 | CALICUT CITY | 05/25/2010 | Active(1) | 13 | 0 | 0 | 0 | 0.00% | 12 | | 0 | | | M,VP,SC | 5 | | | |
| | Exc Award (06/30/2017, 06/30/2018, 06/30/2019) | | | | | | | | | | | | | | | | | |
| 101631 | CALICUT DAFFODILS | 03/27/2008 | Active | 52 | 12 | 3 | 9 | 20.93% | 48 | 2 | 0 | | N | M,VP | 0 | | \$899.99 | |
| | Exc Award (06/30/2017, 06/30/2023, 06/30/2024) | | | | | | | | | | | | | | | | | |
| 130143 | Calicut Diamonds | 02/21/2017 | Active(1) | 52 | 6 | 6 | 0 | 0.00% | 59 | 3 | 0 | | N | S,M,SC | 5 | | | |
| | Exc Award (06/30/2019) | | | | | | | | | | | | | | | | | |
| 55395 | CALICUT EAST | 03/11/1994 | Active | 88 | 3 | 19 | -16 | -15.38% | 87 | 3 | 1 | | N | T,M,VP,SC | 1 | | \$2,242.07 | |
| | Exc Award (06/30/2017, 06/30/2018, 06/30/2019) | | | | | | | | | | | | | | | | | |
| 117477 | CALICUT EMERALD | 07/27/2012 | Active | 22 | 5 | 0 | 5 | 29.41% | 20 | | 6 | | | M,VP,SC | 1 | 90+ Days | | |
| | Exc Award (06/30/2017, 06/30/2019) | | | | | | | | | | | | | | | | | |
| 117755 | CALICUT GARNET | 08/29/2012 | Active | 23 | 0 | 1 | -1 | -4.17% | 29 | 7 | 5 | | 2 | N | M,VP,SC | 6 | | |
| | Exc Award (06/30/2018) | | | | | | | | | | | | | | | | | |
| 151772 | Calicut Goodness | 07/29/2022 | Active | 40 | 5 | 0 | 5 | 14.29% | 29 | | 3 | | N | T | 4 | | | |
| | Exc Award (06/30/2023) | | | | | | | | | | | | | | | | | |
| 115776 | CALICUT GREEN CITY | 12/29/2011 | Cancelled(8*) | 0 | 1 | 10 | -9 | -100.00% | 9 | 11 | 1 | | None | P,S,T,M,VP SC | 6 | 90+ Days | | |
| | Exc Award (06/30/2019) | | | | | | | | | | | | | | | | | |



Club Health Assessment for District 318 E through January 2025

| | | | Status | Membership | | | | | | | Reports | | | | | Finance | | LCIF |
|--|------------------------|--------------|---|-----------------------------|-------------------|---------------------|----------------|---|----------------------------|--|-------------------------------------|------------------------------------|------------------------|---|--|-----------------|-----------------------------------|------|
| Club Number | Club Name | Charter Date | | Current Member Count | YTD Members Added | YTD Members Dropped | YTD Net Growth | YTD Net Growth% | Member Count 12 Months Ago | Avg. length of service for dropped members | Months Since Last MMR *** | Yrs. Since Last Officer Report | President Rotation | Vice President Reported **** | Months Since Last Activity Report *** | Account Balance | Donations for current Fiscal Year | |
| | | | Number of times on status quo within last two years | If below 15 members appears | | | | If net loss is greater than 20% appears | | | If no report in 3 months appears in | When more than one year appears in | Number of repeat terms | Notes the officers that do not have an active | If no report at 12 months appears in red | | | |
| 60617 | CALICUT METRO | 04/06/1998 | Cancelled(8*) | 0 | 0 | 15 | -15 | -100.00% | 15 | 11 | 1 | 1 | None | P,S,T,M,VP SC | 5 | 90+ Days | | |
| 111454 | CALICUT METROPOLITAN | 06/24/2011 | Cancelled(8*) | 0 | 0 | 17 | -17 | -100.00% | 17 | 14 | 1 | 3 | None | P,S,T,M,VP SC | 5 | 90+ Days | | |
| 115464 | CALICUT NORTH | 10/31/2011 | Active | 28 | 0 | 3 | -3 | -9.68% | 39 | 2 | 0 | | | N T,SC | 4 | | | |
| Exc Award (06/30/2018, 06/30/2021, 06/30/2022) | | | | | | | | | | | | | | | | | | |
| 136739 | Calicut Pantheerankavu | 11/12/2018 | Active | 18 | 0 | 0 | 0 | 0.00% | 25 | | 6 | | | M,VP,SC | 4 | | | |
| 143534 | Calicut Platinum | 11/23/2020 | Active(2) | 21 | 8 | 7 | 1 | 5.00% | 20 | 3 | 1 | | | M,VP,SC | 5 | | | |
| 149591 | Calicut Rural | 01/25/2022 | Active(1) | 15 | 15 | 15 | 0 | 0.00% | 17 | 3 | 0 | | | VP | 5 | | | |
| 99582 | CALICUT SAPPHIRE | 06/08/2007 | Active | 58 | 7 | 0 | 7 | 13.73% | 49 | | 0 | | | N | 5 | | \$2,000.06 | |
| Exc Award (06/30/2017, 06/30/2018, 06/30/2022) | | | | | | | | | | | | | | | | | | |
| 60838 | CALICUT SILVER HILLS | 06/01/1998 | Active | 112 | 10 | 14 | -4 | -3.45% | 118 | 8 | 0 | | | N M | 0 | 90+ Days | \$5,910.51 | |
| Exc Award (06/30/2017, 06/30/2018, 06/30/2022) | | | | | | | | | | | | | | | | | | |
| 144680 | Calicut Smart City | 12/31/2020 | Cancelled(6*) | 0 | 0 | 0 | 0 | 0.00% | 25 | | 6 | 1 | None | P,S,T,M,VP SC | 5 | 90+ Days | | |
| 125971 | Calicut Solitaire | 11/03/2015 | Active | 32 | 5 | 3 | 2 | 6.67% | 25 | 7 | 1 | | | P,T,M,VP,SC | 6 | 90+ Days | \$961.99 | |
| Exc Award (06/30/2019, 06/30/2021) | | | | | | | | | | | | | | | | | | |
| 57809 | CALICUT SOUTH | 01/29/1996 | Active | 20 | 0 | 0 | 0 | 0.00% | 19 | | 7 | | | T,M,VP,SC | 5 | | | |
| Exc Award (06/30/2017, 06/30/2018) | | | | | | | | | | | | | | | | | | |
| 132093 | Calicut Syamanthaka | 07/04/2017 | Active | 33 | 0 | 1 | -1 | -2.94% | 35 | 5 | 0 | | | M,VP,SC | 1 | | \$119.80 | |
| Exc Award (06/30/2023) | | | | | | | | | | | | | | | | | | |
| 61088 | CALICUT TOWN | 08/18/1998 | Active(2) | 13 | 13 | 17 | -4 | -23.53% | 17 | 17 | 0 | | 3 | N | 5 | | | |
| Exc Award (06/30/2017) | | | | | | | | | | | | | | | | | | |
| 115703 | CALICUT WEST | 12/13/2011 | Active(3) | 16 | 2 | 0 | 2 | 14.29% | 17 | | 4 | | | T,M,VP,SC | 5 | | \$119.80 | |
| Exc Award (06/30/2019) | | | | | | | | | | | | | | | | | | |
| 121381 | Calicut Zamorians | 02/17/2014 | Active | 63 | 11 | 5 | 6 | 10.53% | 49 | 4 | 0 | | | N | 0 | | \$6,319.54 | |
| Exc Award (06/30/2018, 06/30/2019, 06/30/2022) | | | | | | | | | | | | | | | | | | |
| 26686 | CANNANORE | 04/26/1960 | Active | 118 | 10 | 4 | 6 | 5.36% | 121 | 19 | 0 | | | N | 2 | 90+ Days | \$2,001.20 | |
| Exc Award (06/30/2017, 06/30/2018, 06/30/2022) | | | | | | | | | | | | | | | | | | |
| 44598 | CANNANORE NORTH | 01/17/1985 | Active | 42 | 4 | 5 | -1 | -2.33% | 46 | 9 | 1 | | | N M | 3 | 90+ Days | | |
| Exc Award (06/30/2017, 06/30/2023, 06/30/2024) | | | | | | | | | | | | | | | | | | |



Club Health Assessment for District 318 E through January 2025

| | | | Status | Membership | | | | | | | Reports | | | | | Finance | LCIF |
|-------------|--|--------------|---|-----------------------------|-------------------|---------------------|----------------|---|----------------------------|--|-------------------------------------|------------------------------------|------------------------|---|--|-----------------|-----------------------------------|
| Club Number | Club Name | Charter Date | | Current Member Count | YTD Members Added | YTD Members Dropped | YTD Net Growth | YTD Net Growth% | Member Count 12 Months Ago | Avg. length of service for dropped members | Months Since Last MMR *** | Yrs. Since Last Officer Report | President Rotation | Vice President Reported **** | Months Since Last Activity Report *** | Account Balance | Donations for current Fiscal Year |
| | | | Number of times on status quo within last two years | If below 15 members appears | | | | If net loss is greater than 20% appears | | | If no report in 3 months appears in | When more than one year appears in | Number of repeat terms | Notes the officers that do not have an active | If no report at 12 months appears in red | | |
| 48571 | CANNANORE SOUTH | 05/10/1988 | Active | 51 | 2 | 3 | -1 | -1.92% | 53 | 18 | 0 | | | N | T,M,SC | 5 | \$359.39 |
| | Exc Award (06/30/2018, 06/30/2019, 06/30/2020) | | | | | | | | | | | | | | | | |
| 130708 | Chakkarakkal Town | 06/17/2017 | Active | 34 | 3 | 9 | -6 | -15.00% | 40 | 5 | 2 | | | R | M,VP,SC | 4 | |
| | Exc Award (06/30/2021, 06/30/2023) | | | | | | | | | | | | | | | | |
| 142408 | Chalode Crown | 07/28/2020 | Active | 26 | 3 | 0 | 3 | 13.04% | 23 | | 5 | | | N | | 3 | 90+ Days |
| 127215 | Chandhragiri | 06/13/2016 | Active | 43 | 0 | 0 | 0 | 0.00% | 43 | | 11 | | | | S,M,VP,SC | 5 | |
| | Exc Award (06/30/2021) | | | | | | | | | | | | | | | | |
| 136740 | Chavassery | 11/13/2018 | Active | 39 | 1 | 4 | -3 | -7.14% | 45 | 3 | 1 | | | N | S,T,SC | 1 | \$299.49 |
| | Exc Award (06/30/2021, 06/30/2023, 06/30/2024) | | | | | | | | | | | | | | | | |
| 130359 | Cheemeni | 03/15/2017 | Active | 28 | 0 | 0 | 0 | 0.00% | 33 | | 2 | | | | VP | 4 | |
| | Exc Award (06/30/2019) | | | | | | | | | | | | | | | | |
| 128792 | Cheeral | 09/22/2016 | Active(2) | 12 | 0 | 7 | -7 | -36.84% | 20 | 5 | 1 | | | | S,T,M,VP,SC | 5 | \$1,000.06 |
| 115652 | CHEMPERI | 12/02/2011 | Active | 27 | 0 | 0 | 0 | 0.00% | 28 | | 7 | | | N | M,SC | 4 | |
| | Exc Award (06/30/2017, 06/30/2018, 06/30/2020) | | | | | | | | | | | | | | | | |
| 148033 | Cherkala | 09/07/2021 | Active(1) | 39 | 0 | 0 | 0 | 0.00% | 44 | | 7 | 1 | None | | P,S,T,M,VP SC | 5 | |
| | Exc Award (06/30/2024) | | | | | | | | | | | | | | | | |
| 141789 | Cherukunnu | 06/19/2020 | Active | 39 | 5 | 10 | -5 | -11.36% | 47 | 3 | 0 | | | N | SC | 1 | |
| | Exc Award (06/30/2021, 06/30/2024) | | | | | | | | | | | | | | | | |
| 58342 | CHERUPUZHA | 05/29/1996 | Active | 46 | 0 | 2 | -2 | -4.17% | 51 | 5 | 2 | | | | M,VP,SC | 5 | |
| | Exc Award (06/30/2017, 06/30/2018, 06/30/2020) | | | | | | | | | | | | | | | | |
| 130033 | Cherupuzha Town | 03/02/2017 | Active | 40 | 0 | 0 | 0 | 0.00% | 38 | | 7 | | | | M,VP,SC | 7 | |
| | Exc Award (06/30/2018, 06/30/2024) | | | | | | | | | | | | | | | | |
| 151256 | Cheruvanchery Town | 06/21/2022 | Active(1) | 20 | 0 | 2 | -2 | -9.09% | 22 | 2 | 5 | | | | M,VP,SC | 5 | |
| 92333 | CHERUVATHUR | 12/16/2005 | Active | 23 | 2 | 2 | 0 | 0.00% | 24 | 16 | 1 | | 2 | N | | 4 | 90+ Days |
| | Exc Award (06/30/2018) | | | | | | | | | | | | | | | | |
| 128824 | Chirakkal | 10/13/2016 | Active(2) | 30 | 2 | 12 | -10 | -25.00% | 40 | 5 | 0 | | | N | SC | 0 | |
| | Exc Award (06/30/2018, 06/30/2024) | | | | | | | | | | | | | | | | |
| 124775 | Chittarikkal | 04/29/2015 | Active | 38 | 0 | 6 | -6 | -13.64% | 44 | 7 | 4 | | | | T,M,VP,SC | 5 | |
| | Exc Award (06/30/2022, 06/30/2024) | | | | | | | | | | | | | | | | |



Club Health Assessment for District 318 E through January 2025

| | | | Status | Membership | | | | | | | Reports | | | | | Finance | | LCIF |
|-------------|--|--------------|---|-----------------------------|-------------------|---------------------|----------------|---|----------------------------|--|-------------------------------------|------------------------------------|------------------------|---|--|-----------------|-----------------------------------|------|
| Club Number | Club Name | Charter Date | | Current Member Count | YTD Members Added | YTD Members Dropped | YTD Net Growth | YTD Net Growth% | Member Count 12 Months Ago | Avg. length of service for dropped members | Months Since Last MMR *** | Yrs. Since Last Officer Report | President Rotation | Vice President Reported **** | Months Since Last Activity Report *** | Account Balance | Donations for current Fiscal Year | |
| | | | Number of times on status quo within last two years | If below 15 members appears | | | | If net loss is greater than 20% appears | | | If no report in 3 months appears in | When more than one year appears in | Number of repeat terms | Notes the officers that do not have an active | If no report at 12 months appears in red | | | |
| 127194 | Choyyamkode | 04/19/2016 | Active | 26 | 10 | 0 | 10 | 62.50% | 19 | | 5 | | | S,M,VP,SC | 4 | | | |
| | Exc Award (06/30/2018, 06/30/2019) | | | | | | | | | | | | | | | | | |
| 131448 | Chulliyode | 06/19/2017 | Active(2) | 21 | 0 | 0 | 0 | 0.00% | 20 | | 8 | | | P,S,T,M,VP SC | 5 | | | |
| 138651 | Dharmadam | 06/21/2019 | Active | 22 | 0 | 5 | -5 | -18.52% | 27 | 2 | 1 | | | M,VP,SC | 4 | | | |
| | Exc Award (06/30/2024) | | | | | | | | | | | | | | | | | |
| 148029 | Eachur | 09/13/2021 | Cancelled(8*) | 0 | 0 | 26 | -26 | -100.00% | 26 | 3 | 16 | 1 | None | P,S,T,M,VP SC | 5 | 90+ Days | | |
| 124460 | Ezhimala | 03/25/2015 | Active | 22 | 0 | 2 | -2 | -8.33% | 37 | 2 | 0 | | | T,M,VP,SC | 4 | | | |
| | Exc Award (06/30/2018) | | | | | | | | | | | | | | | | | |
| 118664 | HOSDURG | 01/29/2013 | Active | 31 | 0 | 0 | 0 | 0.00% | 35 | | 7 | | N | P,S,T,M | 5 | | \$119.80 | |
| | Exc Award (06/30/2019) | | | | | | | | | | | | | | | | | |
| 39781 | IRITTY | 04/20/1981 | Active | 83 | 7 | 1 | 6 | 7.79% | 72 | 4 | 0 | | N | M,VP,SC | 4 | 90+ Days | \$2,000.12 | |
| | Exc Award (06/30/2017, 06/30/2023, 06/30/20) | | | | | | | | | | | | | | | | | |
| 153183 | Iritty City | 12/09/2022 | Active(1) | 25 | 0 | 0 | 0 | 0.00% | 23 | | 4 | | | M,VP,SC | 5 | | | |
| | Exc Award (06/30/2024) | | | | | | | | | | | | | | | | | |
| 148031 | Kadirur | 09/13/2021 | Cancelled(8*) | 0 | 0 | 25 | -25 | -100.00% | 25 | 3 | 15 | | None | P,S,T,M,VP SC | 4 | 90+ Days | | |
| 148633 | Kadirur Town | 10/18/2021 | Active(1) | 61 | 0 | 0 | 0 | 0.00% | 61 | | 6 | | | M,VP,SC | 5 | | | |
| | Exc Award (06/30/2023, 06/30/2024) | | | | | | | | | | | | | | | | | |
| 39782 | KALPETTA | 04/03/1981 | Active | 20 | 0 | 0 | 0 | 0.00% | 21 | | 8 | | R | P,S,M,VP | 5 | | \$1,800.62 | |
| 132022 | Kambalakkad | 07/04/2017 | Active | 30 | 0 | 0 | 0 | 0.00% | 30 | | 5 | | None | P,T,M,VP,SC | 5 | | | |
| | Exc Award (06/30/2023) | | | | | | | | | | | | | | | | | |
| 26697 | KANHANGAD | 05/28/1967 | Active | 96 | 6 | 2 | 4 | 4.35% | 104 | 34 | 4 | | N | | 6 | | \$119.80 | |
| | Exc Award (06/30/2017, 06/30/2019) | | | | | | | | | | | | | | | | | |
| 67020 | KANHANGAD TOWN | 12/30/2002 | Active | 32 | 2 | 0 | 2 | 6.67% | 31 | | 6 | | None | P,T,M,VP,SC | 4 | | \$119.80 | |
| | Exc Award (06/30/2018, 06/30/2019) | | | | | | | | | | | | | | | | | |
| 117375 | KANNUR CENTRAL | 07/06/2012 | Active(1) | 15 | 0 | 0 | 0 | 0.00% | 19 | | 6 | 1 | None | P,S,T,M,VP SC | 5 | | | |
| | Exc Award (06/30/2019) | | | | | | | | | | | | | | | | | |
| 137983 | Kannur Crown | 05/29/2019 | Active(2) | 20 | 5 | 2 | 3 | 17.65% | 25 | 4 | 0 | | | M,VP,SC | 0 | | | |
| 117491 | KANNUR FORT CITY | 07/31/2012 | Active | 23 | 0 | 1 | -1 | -4.17% | 24 | 12 | 1 | | | T,M,VP,SC | 4 | | | |



Club Health Assessment for District 318 E through January 2025

| | | | Status | Membership | | | | | | | Reports | | | | | Finance | | LCIF | | |
|--|----------------------|--------------|---|-----------------------------|-------------------|---------------------|----------------|-----------------|---|--|---------------------------|--------------------------------|--------------------|-------------------------------------|---------------------------------------|------------------------|---|--|--|--|
| Club Number | Club Name | Charter Date | | Current Member Count | YTD Members Added | YTD Members Dropped | YTD Net Growth | YTD Net Growth% | Member Count 12 Months Ago | Avg. length of service for dropped members | Months Since Last MMR *** | Yrs. Since Last Officer Report | President Rotation | Vice President Reported **** | Months Since Last Activity Report *** | Account Balance | Donations for current Fiscal Year | | | |
| | | | Number of times on status quo within last two years | If below 15 members appears | | | | | If net loss is greater than 20% appears | | | | | If no report in 3 months appears in | When more than one year appears in | Number of repeat terms | Notes the officers that do not have an active | If no report at 12 months appears in red | | |
| Exc Award (06/30/2017, 06/30/2018, 06/30/2020) | | | Active | 40 | 6 | 6 | 0 | 0.00% | 40 | 5 | 0 | | | N | SC | 0 | | \$200.06 | | |
| 144483 | Kannur Mavericks | 12/30/2020 | | | | | | | | | | | | | | | | | | |
| Exc Award (06/30/2022, 06/30/2023, 06/30/2024) | | | Active | 42 | 7 | 3 | 4 | 10.53% | 36 | 6 | 0 | | 2 | R | M,SC | 1 | 90+ Days | | | |
| 129549 | Karivellur | 02/06/2017 | | | | | | | | | | | | | | | | | | |
| Exc Award (06/30/2022) | | | Active | 45 | 17 | 1 | 16 | 55.17% | 33 | 0 | 0 | | | S,T,VP,SC | 5 | 90+ Days | | | | |
| 120067 | Karuvanchal | 07/31/2013 | | | | | | | | | | | | | | | | | | |
| Exc Award (06/30/2022) | | | Active | 24 | 0 | 2 | -2 | -7.69% | 31 | 8 | 5 | | | N | T,M | 5 | 90+ Days | | | |
| 119745 | Karuvanchal Town | 06/24/2013 | | | | | | | | | | | | | | | | | | |
| Exc Award (06/30/2022) | | | Active | 46 | 1 | 0 | 1 | 2.22% | 45 | | 4 | | | N | VP | 3 | 90+ Days | \$239.59 | | |
| 26699 | KASARAGOD | 01/14/1964 | | | | | | | | | | | | | | | | | | |
| Exc Award (06/30/2018, 06/30/2022, 06/30/2024) | | | Active | 26 | 0 | 0 | 0 | 0.00% | 27 | | 7 | | | N | M,SC | 4 | | | | |
| 143507 | Kasaragod Town | 11/18/2020 | | | | | | | | | | | | | | | | | | |
| Exc Award (06/30/2024) | | | Active | 69 | 0 | 0 | 0 | 0.00% | 70 | | 6 | | | N | T,M | 7 | | \$419.29 | | |
| 123302 | Kasaragod Vidyanagar | 10/08/2014 | | | | | | | | | | | | | | | | | | |
| Exc Award (06/30/2017, 06/30/2018, 06/30/2020) | | | Active | 23 | 0 | 7 | -7 | -23.33% | 29 | 8 | 0 | | | N | T,M | 4 | | | | |
| 64431 | KELAKAM | 06/18/2001 | | | | | | | | | | | | | | | | | | |
| Exc Award (06/30/2019, 06/30/2020, 06/30/2021) | | | Active | 57 | 0 | 0 | 0 | 0.00% | 59 | | 1 | | None | P,T,M,VP,SC | 5 | | | | | |
| 105546 | KENICHIRA | 05/27/2009 | | | | | | | | | | | | | | | | | | |
| Exc Award (06/30/2019) | | | Active | 59 | 0 | 0 | 0 | 0.00% | 57 | | 4 | | | N | T,SC | 6 | | \$1,903.54 | | |
| 139912 | Kolichal | 10/01/2019 | | | | | | | | | | | | | | | | | | |
| Exc Award (06/30/2023) | | | Active | 21 | 5 | 4 | 1 | 5.00% | 17 | 4 | 1 | | | M,VP,SC | 3 | | | | | |
| 109103 | KOTTAKUNNU | 08/20/2010 | | | | | | | | | | | | | | | | | | |
| Exc Award (06/30/2022) | | | Cancelled(8*) | 0 | 2 | 12 | -10 | -100.00% | 17 | 3 | 3 | | None | P,S,T,M,VP SC | 4 | 90+ Days | | | | |
| Exc Award (06/30/2007) | | | Active | 38 | 0 | 0 | 0 | 0.00% | 34 | | 6 | | | N | S,T,VP | 3 | 90+ Days | \$1,383.41 | | |
| 98245 | KOZHIKODE ELITE | 01/05/2007 | | | | | | | | | | | | | | | | | | |
| Exc Award (06/30/2013) | | | Active | 43 | 8 | 0 | 8 | 22.86% | 35 | | 0 | | | N | T | 0 | | \$1,114.10 | | |
| 118952 | KOZHIKODE NANMA | 03/26/2013 | | | | | | | | | | | | | | | | | | |
| Exc Award (06/30/1992) | | | Active | 55 | 0 | 0 | 0 | 0.00% | 59 | | 4 | | | M,VP,SC | 4 | | | | | |
| 52417 | KOZHIKODE-FEROKE | 01/10/1992 | | | | | | | | | | | | | | | | | | |
| Exc Award (06/30/2016, 06/30/2017, 06/30/2018, 06/30/2019) | | | Active | 25 | 4 | 2 | 2 | 8.70% | 22 | 6 | 2 | | | M,VP,SC | 5 | 90+ Days | \$119.80 | | | |
| 127085 | Kundamkuzhy | 04/07/2016 | | | | | | | | | | | | | | | | | | |
| Exc Award (06/30/2021) | | | | | | | | | | | | | | | | | | | | |



Club Health Assessment for District 318 E through January 2025

| | | | Status | Membership | | | | | | | Reports | | | | | Finance | LCIF |
|--|----------------------------|--------------|---|-----------------------------|-------------------|---------------------|----------------|---|----------------------------|--|-------------------------------------|------------------------------------|------------------------|---|--|-----------------|-----------------------------------|
| Club Number | Club Name | Charter Date | | Current Member Count | YTD Members Added | YTD Members Dropped | YTD Net Growth | YTD Net Growth% | Member Count 12 Months Ago | Avg. length of service for dropped members | Months Since Last MMR *** | Yrs. Since Last Officer Report | President Rotation | Vice President Reported **** | Months Since Last Activity Report *** | Account Balance | Donations for current Fiscal Year |
| | | | Number of times on status quo within last two years | If below 15 members appears | | | | If net loss is greater than 20% appears | | | If no report in 3 months appears in | When more than one year appears in | Number of repeat terms | Notes the officers that do not have an active | If no report at 12 months appears in red | | |
| 137252 | Kunhimangalam | 01/17/2019 | Active(1) | 42 | 2 | 11 | -9 | -17.65% | 40 | 2 | 1 | | | N | M,SC | 2 | |
| Exc Award (06/30/2020, 06/30/2022, 06/30/2024) | | | | | | | | | | | | | | | | | |
| 110140 | KUNNAMANGALAM | 01/19/2011 | Active | 20 | 3 | 4 | -1 | -4.76% | 21 | 11 | 2 | | None | | P,T,M,VP,SC | 1 | 90+ Days |
| Exc Award (06/30/2017, 06/30/2021, 06/30/2024) | | | | | | | | | | | | | | | | | |
| 26704 | KUTHUPARAMBA | 10/21/1969 | Active | 116 | 2 | 4 | -2 | -1.69% | 122 | 11 | 0 | | | R | M,SC | 0 | 90+ Days |
| Exc Award (06/30/2017, 06/30/2018, 06/30/2024) | | | | | | | | | | | | | | | | | \$4,982.81 |
| 132625 | Kuthuparamba City | 10/26/2017 | Active | 46 | 11 | 4 | 7 | 17.95% | 42 | 6 | 0 | | 2 | R | S,M,VP,SC | 0 | 90+ Days |
| | | | | | | | | | | | | | | | | | \$898.47 |
| 148052 | Kuthuparamba Heritage City | 11/17/2021 | Cancelled(8*) | 0 | 0 | 13 | -13 | -100.00% | 0 | 2 | 2 | | None | | P,S,T,M,VP SC | 4 | 90+ Days |
| | | | | | | | | | | | | | | | | | |
| 152824 | Kuthuparamba Yuva | 10/28/2022 | Cancelled(8*) | 0 | 0 | 20 | -20 | -100.00% | 20 | 2 | 1 | 1 | None | | P,S,T,M,VP SC | 5 | 90+ Days |
| | | | | | | | | | | | | | | | | | |
| 61768 | KUTTIADI | 04/02/1999 | Active | 16 | 4 | 1 | 3 | 23.08% | 13 | 14 | 1 | | | | T,M,VP,SC | 13 | |
| | | | | | | | | | | | | | | | | | |
| 152321 | Kuttikol | 08/30/2022 | Active | 35 | 5 | 0 | 5 | 16.67% | 28 | | 6 | | | | T,M,VP,SC | 4 | \$119.80 |
| Exc Award (06/30/2024) | | | | | | | | | | | | | | | | | |
| 53725 | MAHE | 10/01/1992 | Active | 83 | 7 | 1 | 6 | 7.79% | 75 | 3 | 1 | | | N | VP | 5 | \$1,000.06 |
| Exc Award (06/30/2017, 06/30/2018, 06/30/2024) | | | | | | | | | | | | | | | | | |
| 62094 | MAMBARAM | 06/14/1999 | Active(1) | 22 | 0 | 0 | 0 | 0.00% | 22 | | 1 | | | | T,M,VP,SC | 1 | |
| Exc Award (06/30/2017, 06/30/2019) | | | | | | | | | | | | | | | | | |
| 105751 | MANANTHAVADY | 06/10/2009 | Active(1) | 17 | 0 | 0 | 0 | 0.00% | 17 | | 12 | 1 | None | | P,S,T,M,VP SC | 17 | |
| | | | | | | | | | | | | | | | | | |
| 26705 | MANJESHWAR-UPPALA L C | 11/29/1973 | Active(1) | 30 | 0 | 0 | 0 | 0.00% | 30 | | 7 | | | | P,S,T,M,VP SC | 12 | |
| Exc Award (06/30/2017) | | | | | | | | | | | | | | | | | |
| 148059 | Mathamangalam | 09/09/2021 | Active(1) | 32 | 1 | 5 | -4 | -11.11% | 39 | 3 | 1 | | 2 | | M,VP | 1 | |
| Exc Award (06/30/2024) | | | | | | | | | | | | | | | | | |
| 133112 | Mathil | 11/29/2017 | Cancelled(8*) | 0 | 0 | 20 | -20 | -100.00% | 22 | 5 | 1 | 1 | None | | P,S,T,M,VP SC | 5 | 90+ Days |
| Exc Award (06/30/2022) | | | | | | | | | | | | | | | | | |
| 49146 | MATTANUR | 01/09/1989 | Active | 70 | 1 | 1 | 0 | 0.00% | 74 | 29 | 3 | | | N | | 15 | 90+ Days |
| Exc Award (06/30/2018, 06/30/2019, 06/30/2024) | | | | | | | | | | | | | | | | | \$335.43 |
| 132000 | Mattanur Airport City | 07/04/2017 | Active(1) | 43 | 7 | 3 | 4 | 10.26% | 38 | 7 | 2 | | | R | M,SC | 0 | \$579.81 |
| Exc Award (06/30/2021) | | | | | | | | | | | | | | | | | |
| 152865 | Mattanur Samarppana | 10/25/2022 | Active | 16 | 2 | 9 | -7 | -30.43% | 23 | 2 | 2 | | | | M,VP,SC | 5 | 90+ Days |



Club Health Assessment for District 318 E through January 2025

| | | | Status | Membership | | | | | | | Reports | | | | | Finance | LCIF |
|-------------|--|--------------|---|-----------------------------|-------------------|---------------------|----------------|---|----------------------------|--|-------------------------------------|------------------------------------|------------------------|---|--|-----------------|-----------------------------------|
| Club Number | Club Name | Charter Date | | Current Member Count | YTD Members Added | YTD Members Dropped | YTD Net Growth | YTD Net Growth% | Member Count 12 Months Ago | Avg. length of service for dropped members | Months Since Last MMR *** | Yrs. Since Last Officer Report | President Rotation | Vice President Reported **** | Months Since Last Activity Report *** | Account Balance | Donations for current Fiscal Year |
| | | | Number of times on status quo within last two years | If below 15 members appears | | | | If net loss is greater than 20% appears | | | If no report in 3 months appears in | When more than one year appears in | Number of repeat terms | Notes the officers that do not have an active | If no report at 12 months appears in red | | |
| 152831 | Mayyil | 11/02/2022 | Active | 36 | 5 | 5 | 0 | 0.00% | 33 | 1 | 0 | | | M,VP,SC | 0 | 90+ Days | \$2,239.53 |
| | Exc Award (06/30/2024) | | | | | | | | | | | | | | | | |
| 105484 | MEENANGADI | 05/12/2009 | Active(2) | 14 | 0 | 0 | 0 | 0.00% | 14 | | 14 | 1 | None | P,S,T,M,VP SC | 5 | | |
| 110402 | MUKKOM EAST | 03/01/2011 | Cancelled(8*) | 0 | 0 | 26 | -26 | -100.00% | 26 | 12 | 1 | 1 | None | P,S,T,M,VP SC | 5 | 90+ Days | |
| 130311 | Mulleria | 04/18/2017 | Active | 27 | 0 | 0 | 0 | 0.00% | 27 | | 2 | | | N | M,VP,SC | 3 | \$299.49 |
| | Exc Award (06/30/2021, 06/30/2022) | | | | | | | | | | | | | | | | |
| 47539 | NADAPURAM | 06/23/1987 | Active(2) | 17 | 0 | 0 | 0 | 0.00% | 21 | | 7 | | | N | S,VP,SC | 4 | |
| 136940 | Nayattupara | 01/10/2019 | Active(2) | 22 | 0 | 0 | 0 | 0.00% | 22 | | 5 | | | | T,M,VP,SC | 3 | 90+ Days |
| 60743 | NILESHWAR | 05/05/1998 | Active | 39 | 3 | 2 | 1 | 2.63% | 40 | 14 | 1 | | | N | S,M,SC | 0 | \$1,119.86 |
| | Exc Award (06/30/2017, 06/30/2019) | | | | | | | | | | | | | | | | |
| 66369 | NILESHWAR NORTH | 06/28/2002 | Active | 29 | 9 | 1 | 8 | 38.10% | 21 | 0 | 3 | | | N | T,M,SC | 4 | \$1,000.06 |
| | Exc Award (06/30/2018) | | | | | | | | | | | | | | | | |
| 117154 | NILESHWAR TOWN | 06/14/2012 | Active | 40 | 2 | 0 | 2 | 5.26% | 42 | | 6 | | | | M,VP,SC | 6 | \$119.80 |
| | Exc Award (06/30/2018, 06/30/2019) | | | | | | | | | | | | | | | | |
| 56841 | ORKKATTERI | 04/04/1995 | Active | 28 | 0 | 0 | 0 | 0.00% | 27 | | 6 | | | | M,VP,SC | 16 | |
| | Exc Award (06/30/2018) | | | | | | | | | | | | | | | | |
| 130232 | Padichira | 03/15/2017 | Active | 17 | 1 | 1 | 0 | 0.00% | 17 | 8 | 1 | | None | P,T,M,VP,SC | 12 | | |
| 133606 | Padiyotuchal | 03/22/2018 | Active | 60 | 14 | 1 | 13 | 27.66% | 54 | 2 | 1 | | | | M,VP,SC | 6 | |
| | Exc Award (06/30/2022, 06/30/2023) | | | | | | | | | | | | | | | | |
| 108476 | PALAKKUNNU | 05/26/2010 | Active | 28 | 2 | 0 | 2 | 7.69% | 31 | | 1 | | | N | T | 14 | \$179.69 |
| | Exc Award (06/30/2021, 06/30/2023) | | | | | | | | | | | | | | | | |
| 125791 | Panamaram Plam Grove | 10/05/2015 | Active(2) | 14 | 0 | 3 | -3 | -17.65% | 0 | 6 | 3 | | | | M,VP,SC | 5 | |
| 50603 | PANOOR | 05/22/1990 | Active | 56 | 1 | 1 | 0 | 0.00% | 54 | 2 | 0 | | | N | P | 5 | |
| | Exc Award (06/30/2017, 06/30/2019, 06/30/2020) | | | | | | | | | | | | | | | | |
| 115466 | PARASSINIKADAVU | 10/31/2011 | Active | 41 | 7 | 2 | 5 | 13.89% | 47 | 13 | 2 | | | N | M,VP,SC | 3 | \$1,201.35 |
| | Exc Award (06/30/2019, 06/30/2022, 06/30/2020) | | | | | | | | | | | | | | | | |
| 125848 | Payyannur Perumba | 09/28/2015 | Active(1) | 18 | 18 | 25 | -7 | -28.00% | 25 | 7 | 0 | | | R | M | 15 | |
| | Exc Award (06/30/2017) | | | | | | | | | | | | | | | | |



Club Health Assessment for District 318 E through January 2025

| | | | Status | Membership | | | | | | | Reports | | | | | Finance | | LCIF |
|-------------|--|--------------|---|-----------------------------|-------------------|---------------------|----------------|---|----------------------------|--|-------------------------------------|------------------------------------|------------------------|---|---------------------------------------|-----------------|-----------------------------------|------|
| Club Number | Club Name | Charter Date | | Current Member Count | YTD Members Added | YTD Members Dropped | YTD Net Growth | YTD Net Growth% | Member Count 12 Months Ago | Avg. length of service for dropped members | Months Since Last MMR *** | Yrs. Since Last Officer Report | President Rotation | Vice President Reported **** | Months Since Last Activity Report *** | Account Balance | Donations for current Fiscal Year | |
| | | | Number of times on status quo within last two years | If below 15 members appears | | | | If net loss is greater than 20% appears | | | If no report in 3 months appears in | When more than one year appears in | Number of repeat terms | Notes the officers that do not have an active | If no report at 12 months red | | | |
| 145486 | Payyannur Signora | 03/04/2021 | Active | 32 | 0 | 0 | 0 | 0.00% | 42 | | 4 | | | M,VP,SC | N/A | | \$1,137.83 | |
| | Exc Award (06/30/2023) | | | | | | | | | | | | | | | | | |
| 26719 | PAYYANUR | 11/10/1966 | Active | 130 | 3 | 7 | -4 | -2.99% | 135 | 5 | 0 | | | T,M,VP,SC | 14 | 90+ Days | \$6,172.28 | |
| | Exc Award (06/30/2017, 06/30/2018, 06/30/2019) | | | | | | | | | | | | | | | | | |
| 148008 | Payyanur Crown | 10/18/2021 | Cancelled(8*) | 0 | 0 | 10 | -10 | -100.00% | 10 | 3 | 14 | 1 | None | P,S,T,M,VP SC | 5 | 90+ Days | | |
| 149673 | Payyanur Platinum | 04/22/2022 | Cancelled(8*) | 0 | 2 | 12 | -10 | -100.00% | 10 | 2 | 1 | | None | P,S,T,M,VP SC | 5 | 90+ Days | | |
| 118145 | PAYYAVOOR | 10/25/2012 | Active | 23 | 4 | 10 | -6 | -20.69% | 29 | 7 | 1 | | | T,M,VP,SC | 12 | | | |
| | Exc Award (06/30/2022) | | | | | | | | | | | | | | | | | |
| 45629 | PAYYOLI | 12/17/1985 | Active | 46 | 1 | 1 | 0 | 0.00% | 54 | 6 | 0 | | | N T,M,SC | 18 | | \$658.89 | |
| | Exc Award (06/30/2021, 06/30/2022, 06/30/2023) | | | | | | | | | | | | | | | | | |
| 41807 | PERAMBRA | 08/09/1982 | Active | 30 | 3 | 0 | 3 | 11.11% | 29 | | 5 | | | N VP,SC | 4 | 90+ Days | \$1,598.98 | |
| | Exc Award (06/30/2017, 06/30/2024) | | | | | | | | | | | | | | | | | |
| 108608 | PERAVOOR TOWN | 06/11/2010 | Active | 19 | 1 | 2 | -1 | -5.00% | 20 | 8 | 1 | | | M,VP,SC | 5 | | | |
| 120966 | Perumpadave | 12/17/2013 | Active | 34 | 1 | 2 | -1 | -2.86% | 35 | 11 | 1 | | | N M,VP,SC | 0 | | \$999.70 | |
| | Exc Award (06/30/2022) | | | | | | | | | | | | | | | | | |
| 133918 | Pilathara | 03/01/2018 | Active | 47 | 3 | 0 | 3 | 6.82% | 43 | | 3 | | | N T | 0 | 90+ Days | \$2,214.41 | |
| | Exc Award (06/30/2021, 06/30/2022, 06/30/2023) | | | | | | | | | | | | | | | | | |
| 129143 | Poinachi | 11/08/2016 | Active | 24 | 1 | 0 | 1 | 4.35% | 24 | | 6 | | | S,T,M,VP,SC | 13 | | \$119.80 | |
| | Exc Award (06/30/2019, 06/30/2024) | | | | | | | | | | | | | | | | | |
| 118225 | PUDUPPADY | 11/01/2012 | Active(1) | 16 | 0 | 12 | -12 | -42.86% | 34 | 8 | 0 | | | R P,T,VP,SC | 5 | | \$359.39 | |
| 57879 | PULPALLY | 02/19/1996 | Active | 57 | 0 | 5 | -5 | -8.06% | 56 | 14 | 2 | | | P,T,M,VP,SC | 4 | | \$900.31 | |
| | Exc Award (06/30/2017, 06/30/2024) | | | | | | | | | | | | | | | | | |
| 150917 | Purameri | 06/13/2022 | Active(2) | 17 | 0 | 0 | 0 | 0.00% | 17 | | 14 | 1 | None | P,S,T,M,VP SC | 5 | | | |
| 36638 | QUILANDY | 02/08/1979 | Active | 47 | 1 | 0 | 1 | 2.17% | 48 | | 5 | | | N | 0 | 90+ Days | \$598.98 | |
| | Exc Award (06/30/2021, 06/30/2023) | | | | | | | | | | | | | | | | | |
| 104232 | SREEKANDAPURAM TOWN | 12/29/2008 | Active(1) | 29 | 0 | 1 | -1 | -3.33% | 32 | 4 | 6 | | 5 | N P,T,M,SC | 4 | | | |
| | Exc Award (06/30/2021, 06/30/2022) | | | | | | | | | | | | | | | | | |
| 28218 | SULTANS BATTERY | 03/18/1974 | Active | 68 | 0 | 0 | 0 | 0.00% | 66 | | 7 | | | M,VP,SC | 18 | 90+ Days | | |



Club Health Assessment for District 318 E through January 2025

| | | | Status | Membership | | | | | | | Reports | | | | | Finance | | LCIF |
|--|--------------------|--------------|---|-----------------------------|-------------------|---------------------|----------------|---|----------------------------|--|-------------------------------------|------------------------------------|------------------------|---|--|-----------------|-----------------------------------|------|
| Club Number | Club Name | Charter Date | | Current Member Count | YTD Members Added | YTD Members Dropped | YTD Net Growth | YTD Net Growth% | Member Count 12 Months Ago | Avg. length of service for dropped members | Months Since Last MMR *** | Yrs. Since Last Officer Report | President Rotation | Vice President Reported **** | Months Since Last Activity Report *** | Account Balance | Donations for current Fiscal Year | |
| | | | Number of times on status quo within last two years | If below 15 members appears | | | | If net loss is greater than 20% appears | | | If no report in 3 months appears in | When more than one year appears in | Number of repeat terms | Notes the officers that do not have an active | If no report at 12 months appears in red | | | |
| Exc Award (06/30/2019) | | | | | | | | | | | | | | | | | | |
| 26728 | TALIPARAMBA | 03/31/1968 | Active | 73 | 5 | 0 | 5 | 7.35% | 67 | | 5 | | | T,M,VP,SC | 16 | | | |
| Exc Award (06/30/2023) | | | | | | | | | | | | | | | | | | |
| 26729 | TELLICHERRY | 02/12/1962 | Active | 142 | 9 | 2 | 7 | 5.19% | 124 | 12 | 0 | | | N P | 1 | 90+ Days | | |
| Exc Award (06/01/2024, 06/30/2017, 06/30/20) | | | | | | | | | | | | | | | | | | |
| 151257 | Tellichery Laurels | 06/29/2022 | Cancelled(8*) | 0 | 0 | 17 | -17 | -100.00% | 17 | 3 | 1 | | None | P,S,T,M,VP SC | 5 | 90+ Days | | |
| 125792 | Thalassery City | 09/21/2015 | Active(1) | 20 | 0 | 3 | -3 | -13.04% | 23 | 7 | 6 | | | R T,M,SC | 14 | | | |
| Exc Award (06/30/2018, 06/30/2019) | | | | | | | | | | | | | | | | | | |
| 146151 | Thalassery Midtown | 06/01/2021 | Active(3) | 22 | 7 | 11 | -4 | -15.38% | 24 | 2 | 1 | | | T,M,VP,SC | 6 | | | |
| 46225 | THAMARASERRY | 05/22/1986 | Active | 32 | 3 | 0 | 3 | 10.34% | 31 | | 0 | | | M,VP,SC | 5 | | | |
| Exc Award (06/30/2017) | | | | | | | | | | | | | | | | | | |
| 53243 | THIRUVAMBADY | 06/02/1992 | Active(1) | 15 | 0 | 0 | 0 | 0.00% | 18 | | 7 | 1 | None | P,S,T,M,VP SC | 5 | | | |
| 148060 | Thurayur | 11/02/2021 | Cancelled(8*) | 0 | 0 | 11 | -11 | -100.00% | 11 | 3 | 17 | 1 | None | P,S,T,M,VP SC | 5 | 90+ Days | | |
| 132748 | Trikaripur | 12/06/2017 | Active | 49 | 5 | 0 | 5 | 11.36% | 48 | | 0 | | | N T | 0 | | | |
| Exc Award (06/30/2019, 06/30/2022) | | | | | | | | | | | | | | | | | | |
| 111518 | ULIKKAL | 06/30/2011 | Active | 25 | 0 | 0 | 0 | 0.00% | 23 | | 8 | | | N T | 4 | | | |
| Exc Award (06/30/2017) | | | | | | | | | | | | | | | | | | |
| 110581 | VADAKARA MIDTOWN | 03/17/2011 | Active | 51 | 7 | 1 | 6 | 13.33% | 49 | 8 | 1 | | | P,M,VP,SC | 6 | 90+ Days | \$1,000.06 | |
| Exc Award (06/30/2017, 06/30/2019, 06/30/20) | | | | | | | | | | | | | | | | | | |
| 143335 | Vadakara Tarjane | 11/02/2020 | Active(1) | 34 | 2 | 9 | -7 | -17.07% | 42 | 3 | 1 | | | R T,M,SC | 1 | | \$359.39 | |
| Exc Award (06/30/2021) | | | | | | | | | | | | | | | | | | |
| 118659 | VAKERY | 01/28/2013 | Active | 36 | 2 | 1 | 1 | 2.86% | 35 | 10 | 2 | | | N P,T,SC | 5 | | | |
| Exc Award (06/30/2017, 06/30/2018, 06/30/20) | | | | | | | | | | | | | | | | | | |
| 122096 | Vallithode | 05/07/2014 | Active | 23 | 0 | 3 | -3 | -11.54% | 24 | 6 | 3 | | | R | 0 | | | |
| Exc Award (06/30/2019, 06/30/2024) | | | | | | | | | | | | | | | | | | |
| 126042 | Varam | 11/19/2015 | Active(1) | 21 | 1 | 0 | 1 | 5.00% | 20 | | 3 | | 2 | M,VP,SC | 5 | | | |
| Exc Award (06/30/2018) | | | | | | | | | | | | | | | | | | |
| 117914 | VATAKARA CENTRAL | 09/28/2012 | Active(1) | 24 | 0 | 5 | -5 | -17.24% | 29 | 8 | 0 | | | P,M,VP,SC | 4 | | | |
| Exc Award (06/30/2018) | | | | | | | | | | | | | | | | | | |



Club Health Assessment for District 318 E through January 2025

| | | | Status | Membership | | | | | | | Reports | | | | Finance | LCIF | |
|-------------|---|--------------|---|-----------------------------|-------------------|---------------------|----------------|---|----------------------------|--|-------------------------------------|------------------------------------|------------------------|---|--|-----------------|-----------------------------------|
| Club Number | Club Name | Charter Date | | Current Member Count | YTD Members Added | YTD Members Dropped | YTD Net Growth | YTD Net Growth% | Member Count 12 Months Ago | Avg. length of service for dropped members | Months Since Last MMR *** | Yrs. Since Last Officer Report | President Rotation | Vice President Reported **** | Months Since Last Activity Report *** | Account Balance | Donations for current Fiscal Year |
| | | | Number of times on status quo within last two years | If below 15 members appears | | | | If net loss is greater than 20% appears | | | If no report in 3 months appears in | When more than one year appears in | Number of repeat terms | Notes the officers that do not have an active | If no report at 12 months appears in red | | |
| 133905 | Vatakara Royals Exc Award (06/30/2021) | 05/21/2018 | Cancelled(8*) | 0 | 0 | 17 | -17 | -100.00% | 17 | 6 | 1 | 1 | None | P,S,T,M,VP SC | 5 | 90+ Days | |
| 104233 | VELLARIKUNDU | 12/29/2008 | Active | 27 | 6 | 1 | 5 | 22.73% | 22 | 14 | 5 | | | P,M,VP,SC | 2 | | \$1,000.90 |
| 149596 | Wayanad Hill Valley | 01/20/2022 | Active(1) | 26 | 0 | 0 | 0 | 0.00% | 26 | | 5 | | | P,M,VP,SC | 15 | | |

Clubs Cancelled Previous Fiscal Year – Clubs Cancelled within last 12 months may be reinstated

| Club Number | Club Name | Charter Date | Current Status* | Cancellation Date |
|-------------|-------------|--------------|-----------------|-------------------|
| 103911 | CHALODE | 11/18/2008 | Cancelled(8*) | 12/29/2023 |
| 64238 | CHOMBALA | 04/30/2001 | Cancelled(8*) | 12/29/2023 |
| 88902 | MOKKAM TOWN | 06/30/2005 | Cancelled(8*) | 12/29/2023 |
| 150008 | Nellikatta | 05/13/2022 | Cancelled(8*) | 08/29/2023 |
| 111769 | PADNEKAD | 08/03/2011 | Cancelled(8*) | 09/29/2023 |

| Current Total Clubs Count | YTD New Clubs Count | YTD Cancelled Clubs Count | YTD Net Club Gain | Current Total Members Count | YTD Add | YTD Drop | YTD Net Growth | YTD Net Growth % | Member Count 12 Months Ago | Average Member Count Per Club | % of Clubs with less than 20 members | % No MMR in 3 Months | % No Officer Report in 12 Months | % of Clubs with balance 90+ days | Number of Clubs in Status Quo | % Status Quo Clubs in Financial Suspension | Number of Cancelled Clubs | Average Cancelled Club Age | Members Lost Due to Cancellation | % of Clubs Cancelled for Non-Financial Reasons |
|---------------------------|---------------------|---------------------------|-------------------|-----------------------------|---------|----------|----------------|------------------|----------------------------|-------------------------------|--------------------------------------|----------------------|----------------------------------|----------------------------------|-------------------------------|--|---------------------------|----------------------------|----------------------------------|--|
| 165 | 5 | 27 | -22 | 6,143 | 656 | 902 | -246 | -3.85% | 6,405 | 37 | 13% | 44% | 4% | 26% | 0 | 0% | 27 | 8 | 468 | -15% |

* - P - Priority Club. Cancellation Reasons: 1-Objectives/conduct, 2-Non-active club, 5-Non-existing club, 6-Disbanding, 7-Merger, 8-Financial Suspension, 9-District/Multiple District Dues.

** - Abbreviation: P-President, S-Secretary, T-Treasurer, M-Member Chairperson, VP-First Vice President, MC-Communications Chairperson, SC-Service Chairperson

*** - Abbreviation: N/R - Never reported using the Lions Clubs website, N/A - Not applicable, No password registered for the Lions Clubs website.

**** - Abbreviation: N - New, IP - Immediate Past, R - Repeat.